SCHEME INFORMATION DOCUMENT

SECTION I

Motilal Oswal Nifty 500 ETF
(An open-ended scheme replicating/tracking the Nifty 500 Total Return Index)
(**Scheme Code**: MOTO/O/O/EET/23/09/0043)
(**Scrip Code NSE**: **MONIFTY500 & BSE Symbol: 590153**)

This product is suitable for investors who are seeking*	**Scheme Risk-o-meter**	**Benchmark Risk-o-meter Nifty 500 Total Return Index**
• Return that corresponds to the performance of Nifty 500 Total Return Index subject to tracking error. • Long term capital growth.	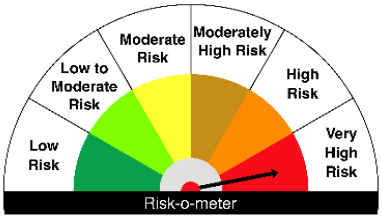The risk of the scheme is Very High	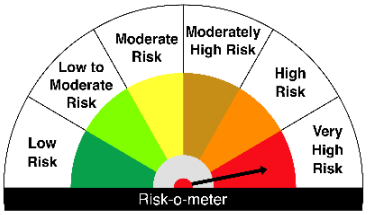The risk of the Benchmark is Very High

***Investors should consult their financial advisers if in doubt about whether the product is suitable for them**

Continuous Offer of Units at NAV based prices

Name of Mutual Fund	Motilal Oswal Mutual Fund **(MOMF)**
Name of Asset Management Company (AMC)	Motilal Oswal Asset Management Company Limited **(MOAMC)**
Name of Trustee Company	Motilal Oswal Trustee Company Limited **(MOTC)**
Address	Registered Office: 10th Floor, Motilal Oswal Tower, Rahimtullah Sayani Road, Opp. Parel ST Depot, Prabhadevi, Mumbai-400025
Website	https://www.motilaloswalmf.com/

The particulars of the Scheme have been prepared in accordance with the Securities and Exchange Board of India (Mutual Funds) Regulations 2026, (herein after referred to as SEBI (MF) Regulations) as

amended till date and circulars issued thereunder filed with SEBI, along with a Due Diligence Certificate from the AMC. The units being offered for public subscription have not been approved or recommended by SEBI nor has SEBI certified the accuracy or adequacy of the Scheme Information Document.

The Scheme Information Document sets forth concisely the information about the scheme that a prospective investor ought to know before investing. Before investing, investors should also ascertain about any further changes to this Scheme Information Document after the date of this Document from the Mutual Fund / Investor Service Centres / Website / Distributors or Brokers.

The investors are advised to refer to the Statement of Additional Information **(SAI)** for details of Motilal Oswal Mutual Fund **(MOMF)**, Standard Risk Factors, Special Consideration, Tax and Legal issues and general information on https://www.motilaloswalmf.com/

.

SAI is incorporated by reference (is legally a part of the Scheme Information Document). For a free copy of the current SAI, please contact your nearest Investor Service Centre or log on to our website.

The Scheme Information Document (Section I and II) should be read in conjunction with the SAI and not in isolation.

This Scheme Information Document is dated November 26, 2026.

Disclaimers:

Nifty 500 Total Return Index

The Nifty 500 index represents top 500 companies selected based on full market capitalization from the eligible universe.

Nifty 500 Index is computed using free float market capitalization method, wherein the level of the index reflects the total free float market value of all the stocks in the index relative to particular base period. Nifty 500 can be used for a variety of purposes such as benchmarking fund portfolios, launching of index funds, ETFs, and structured products.

NSE Indices Ltd.

The Product i.e. Motilal Oswal Nifty 500 ETF is not sponsored, endorsed, sold or promoted by NSE Indices Ltd. NSE Indices Ltd. does not make any representation or warranty, express or implied, to the owners of the Product or any member of the public regarding the advisability of investing in securities generally or in the Product particularly or the ability of the Nifty 500 Index to track general stock market performance in India. The relationship of NSE Indices Ltd. to Motilal Oswal Asset Management Company Limited (MOAMC) is only in respect of the licensing of the Indices and certain trademarks and trade names associated with such Indices which is determined, composed and calculated by NSE Indices Ltd. without regard to the Issuer or the Product. NSE Indices Ltd. does not have any obligation to take the needs of the Issuer or the owners of the Product into consideration in determining, composing or calculating the Nifty 500 Index. NSE Indices Ltd. is not responsible for or has participated in the determination of the timing of, prices at, or quantities of the Product to be issued or in the determination or calculation of the equation by which the Product is to be converted into cash. NSE Indices Ltd has no obligation or liability in connection with the administration marketing or trading of the Product.

NSE Indices Ltd. do not guarantee the accuracy and/or the completeness of the Nifty 500 Index or any data included therein and NSE Indices Ltd. shall have not have any responsibility or liability for any errors, omissions, or interruptions therein. NSE Indices Ltd. does not make any warranty, express or implied, as to results to be obtained by the Issuer, owners of the product, or any other person or entity from the use of the Nifty 50 Index or any data included therein. NSE Indices Ltd. makes no express or implied warranties, and expressly disclaim all warranties of merchantability or fitness for a particular purpose or use with respect to the index or any data included therein. Without limiting any of the foregoing, NSE Indices Ltd. expressly

disclaim any and all liability for any claims, damages or losses arising out of or related to the Products, including any and all direct, special, punitive, indirect, or consequential damages (including lost profits), even if notified of the possibility of such damages. An investor, by subscribing or purchasing an interest in the Product, will be regarded as having acknowledged, understood and accepted the disclaimer referred to in Clauses above and will be bound by it.

NSE Disclaimer:

"As required, a copy of this Scheme Information Document has been submitted to National Stock Exchange of India Limited (hereinafter referred to as NSE). NSE has given vide its letter NSE/LIST/5605 dated October 05, 2023 permission to the Mutual Fund to use the Exchange's name in this Scheme Information Document as one of the stock exchanges on which the Mutual Fund's units are proposed to be listed subject to, the Mutual Fund fulfilling various criteria for listing. The Exchange has scrutinized this Scheme Information Document for its limited internal purpose of deciding on the matter of granting the aforesaid permission to the Mutual Fund. It is to be distinctly understood that the aforesaid permission given by NSE should not in any way be deemed or construed that the Scheme Information Document has been cleared or approved by NSE; nor does it in any manner warrant, certify or endorse the correctness or completeness of any of the contents of this Scheme Information Document; nor does it warrant that the Mutual Fund's units will be listed or will continue to be listed on the Exchange; nor does it take any responsibility for the financial or other soundness of the Mutual Fund, its sponsors, its management or any scheme of the Mutual Fund.

Every person who desires to apply for or otherwise acquire any units of the Mutual Fund may do so pursuant to independent inquiry, investigation and analysis and shall not have any claim against the Exchange whatsoever by reason of any loss which may be suffered by such person consequent to or in connection with such subscription /acquisition whether by reason of anything stated or omitted to be stated herein or any other reason whatsoever."

MOMF has obtain all other necessary statutory approvals of the concerned regulatory authorities for the offer.

The Exchange is also pleased to grant it's in principle approval of the MOMF listing application seeking permission for the units of Motilal Oswal Nifty 500 ETF to be dealt in on the Exchange subject to MOMF completing post-offer requirements and complying with the necessary statutory, legal & listing formalities.

The validity of the letter is coterminous with the validity of SEBI approval.

BSE :

"BSE Limited ("the Exchange") has given vide its letter LO/IPO/LK/MF/IP/169/2021-22 dated December 02, 2021 permission to MOMF to use the Exchange's name in this SID as one of the Stock Exchanges on which this Mutual Fund's Unit are proposed to be listed. The Exchange has scrutinized this SID for its limited internal purpose of deciding on the matter of granting the aforesaid permission to MOMF. The Exchange does not in any manner: -

• warrant, certify or endorse the correctness or completeness of any of the contents of this SID; or

• warrant that this scheme's unit will be listed or will continue to be listed on the Exchange; or

• take any responsibility for the financial or other soundness of this Mutual Fund, its promoters, its management or any scheme or project of this Mutual Fund; And it should not for any reason be deemed or construed that this SID has been cleared or approved by the Exchange. Every person who desires to apply for or otherwise acquires any unit of Motilal Oswal Nifty 500 ETF of this Mutual Fund may do so pursuant to independent inquiry, investigation and analysis and shall not have any claim against the Exchange whatsoever by reason of any loss which may be suffered by such person consequent to or in connection with such subscription / acquisition whether by reason of anything stated or omitted to be stated herein or for any other reason whatsoever"

"It is distinctly understood that the permission given by BSE Limited is not in any way be deemed or construed that the SID has been cleared or approved by BSE Limited nor does it certify the correctness or completeness of any of the contents of the SID. The investors are advised to refer to the SID for the full text of the Disclaimer clause of the BSE Limited"

MOMF has obtain all other necessary statutory approvals of the concerned regulatory authorities for the offer.

The Exchange is also pleased to grant it's in principle approval of the MOMF listing application seeking permission for the units of Motilal Oswal Motilal Oswal BSE Enhanced Value ETF to be dealt in on the Exchange subject to MOMF completing post-offer requirements and complying with the necessary statutory, legal & listing formalities.

Any material changes in the SID which is submitted to the Exchange for seeking In – Principle (IP) approval, and the SID circulated at the time of NFO, the changes so carried out must be brought to the notice of the Exchange at least 15 days prior to the opening of NFO. A fresh In Principle must be obtained from BSE accordingly.

The validity of the letter is coterminous with the validity of SEBI approval.

TABLE OF CONTENTS	PAGE NO
SECTION I	
I. HIGHLIGHTS / SUMMARY OF THE SCHEME	4
DUE DILIGENCE BY THE ASSET MANAGEMENT COMPANY	11
II. INFORMATION ABOUT THE SCHEME	13
A. HOW WILL THE SCHEME ALLOCATE ITS ASSETS	13
B. WHERE WILL THE SCHEME INVEST	15
C. WHAT ARE THE INVESTMENT STRATEGIES	15
D. HOW WILL THE SCHEME BENCHMARK ITS PERFORMANCE	17
E. WHO MANAGES THE SCHEME	17
F. HOW IS THE SCHEME DIFFERENT FROM EXISTING SCHEMES OF THE MUTUAL FUND	21
G. HOW HAS THE SCHEME PERFORMED	22
H. ADDITIONAL SCHEME RELATED DISCLOSURES	23
III. Units and Offer	
A. COMPUTATION OF NAV	25
B. NEW FUND OFFER (NFO) EXPENSES	26
C. ANNUAL SCHEME RECURRING EXPENSES	26
D. LOAD STRUCTURE	29
SECTION II	
I. INTRODUCTION	31
A. DEFINITIONS	31
B. RISK FACTORS	31
C. RISK MITIGATION STRATEGIES	40
D. SPECIAL CONSIDERATION	42
II. INFORMATION ABOUT THE SCHEME	45
A. WHERE WILL THE SCHEME INVEST	47
B. WHAT ARE THE INVESTMENT RESTRICTIONS	48
C. FUNDAMENTAL ATTRIBUTES	51
D. INDEX METHODOLOGY	52
E. OTHER SCHEME SPECIFIC DISCLOSURES	81
III. OTHER DETAILS	
A. PERIODIC DISCLOSURES	102
B. TRANSPARENCY/ NAV DISCLOSURES	102
C. TRANSACTION CHARGES AND STAMP DUTY	103
D. ASSOCIATE TRANSACTIONS	103
E. TAXATION	103
F. RIGHTS OF UNITHOLDERS	104
G. LIST OF OFFICAL POINTS OF ACCEPTANCE	104
H. PENALTIES, PENDING LITIGATION OR PROCEEDINGS, FINDINGS OF INSPECTIONS OR INVESTIGATIONS FOR WHICH ACTION MAY HAVE BEEN TAKEN OR IS IN THE PROCESS OF BEING TAKEN BY ANY REGULATORY AUTHORITY	104

Part I. HIGHLIGHTS/SUMMARY OF THE SCHEME

Sr. No.	Title	Description
I.	**Name of the scheme**	Motilal Oswal Nifty 500 ETF
II.	**Category of the Scheme**	Other Schemes- Exchange Traded Fund
III.	**Scheme type**	An open-ended scheme replicating/tracking the Nifty 500 Total Return Index.
IV.	**Scheme code**	MOTO/O/O/EET/23/09/0043
V.	**Investment objective**	The investment objective of the scheme is to provide returns that, before expenses, correspond to the total returns of the securities as represented by the Nifty 500 Total Return Index, subject to tracking error. However, there is no guarantee or assurance that the investment objective of the scheme will be achieved.
VI.	**Liquidity/listing details**	The units of Motilal Oswal Nifty 500 ETF are listed on the NSE and BSE, the trading is as per the normal settlement cycle. The AMC/Trustee reserves the right to list the units of the Scheme on any other recognized stock exchange as and when the AMC/Trustee consider it necessary in the interest of the Unitholders of the Scheme. **On the Exchange:** The units are listed on Stock Exchange(s) to provide liquidity through secondary market. The units of the Scheme can be bought / sold on all trading days at prevailing listed price on the National Stock Exchange of India Ltd. (NSE) and Bombay Stock Exchange Ltd. (BSE) where the Scheme is listed. The price of the Units in the secondary market on the Stock Exchange(s) will depend on demand and supply at that point of time. The AMC will appoint Authorized Participant(s) to provide liquidity in secondary market on an ongoing basis. **Directly with the Mutual Fund** **For Large investors:** Direct transaction with AMC pertaining to subscription / redemption by any investor other than Authorized Participants / Market Makers shall be in multiple of unit creation size and the execution value of such

		transaction should be more than Rs. 25 Crs. **For Market makers:** The number of units of the Scheme that Market Makers (MM's) /Authorized Participant can subscribe to is 20,00,000 units and in multiples thereafter. **Liquidity window for Investors of ETFs with AMCs:** In case of redemption of units of the Scheme upto INR 25 Crores, directly with AMC, without any exit load, in case of the following scenarios: i. Traded price (closing price) of the ETF units is at discount of more than 1% to the day end NAV for 7 continuous trading days, or ii. No quotes for such ETFs are available on stock exchange(s) for 3 consecutive trading days, or iii. Total bid size on the exchange is less than half of creation units size daily, averaged over a period of 7 consecutive trading days. In case of the above scenarios, applications received from investors for redemption upto 3.00 p.m. on any trading day, shall be processed by the AMC at the closing NAV of the day. Any person transacting with the fund will have to reimburse transaction charges -brokerage, STT, demat charges etc, if any. **Dematerialization:** The Units of the Scheme are available only in dematerialized (electronic) form. Investors intending to invest in Units of the Scheme will be required to have a beneficiary account with a Depository Participant (DP) of the NSDL/CDSL and will be required to mention in the application form DP's Name, DP ID No. and Beneficiary Account No. with the DP at the time of purchasing Units during NFO and in on an ongoing offer directly from the fund in Creation Unit Size. In case the demat details are not mentioned in the application or the mentioned details are incorrect / incomplete/illegible/ambiguous, such applications will be rejected. The Units of the Scheme will be issued, traded and settled compulsorily in dematerialized (electronic) form.
VII.	**Benchmark**	The performance of the Scheme will be benchmarked to Nifty 500 Total

	(Total Return Index)	Return Index. As the Scheme is an Exchange Traded Fund (ETF) Scheme and would primarily invest in securities which are constituents of Nifty 500 Index, the said index is an appropriate benchmark for the Scheme. Total Return variant of the index (TRI) will be used for performance comparison.
VIII.	**NAV disclosure**	The NAV will be calculated on all business days and shall be disclosed in the manner specified by SEBI. The AMC shall update the NAVs on its website https://www.motilaloswalmf.com/nav-ter#etf-latest-nav and also on AMFI website https://www.amfiindia.com/ before 11.00 p.m. on every business day. If the NAVs are not available before 11.00 p.m. on any business day, the reason for delay in uploading NAV would be explained to AMFI in writing. If the NAVs are not available before commencement of Business Hours on the following day due to any reason, the Mutual Fund shall issue a press release giving reasons and explaining when the Mutual Fund would be able to publish the NAVs. Further, AMC will extend facility of sending latest available NAVs to unitholders through SMS, upon receiving a specific request in this regard. In addition to above, the indicative NAV (iNAV) will be updated on AMC's website during market hours as per Clause no. 4.5.9 of SEBI Master circular dated March 20, 2026. The AMC may also calculate intra-day indicative NAV (computed based on snapshot prices of the underlying securities traded and available on NSE) and will be updated during the market hours on its website www.motilaloswalmf.com . Intra-day indicative NAV will not have any bearing on the creation or redemption of units directly with the Fund. iNAV of an ETF shall be disclosed on a continuous basis on the BSE and NSE, where the units of these ETFs are proposed to be listed and traded. The iNAV shall be disclosed within a maximum time lag of 15 seconds from underlying market. According to para 9.4.4(a) of SEBI Master Circular on Mutual Funds for transactions in units of Exchange Traded Funds (ETFs) by Authorized Participants / large investors directly with the AMCs, intra-day NAV, based on the executed price at which the securities representing the underlying index or underlying commodity(ies) are purchased / sold, shall be applicable. **Further details in Section II**.

IX.	**Applicable timelines**	**Dispatch of redemption proceeds:** The redemption or repurchase proceeds shall be dispatched to the unitholders within three working days from the date of redemption or repurchase. The transfer of redemption or repurchase proceeds to the unitholders shall be made within three working days from the date of redemption or repurchase. However, in case of exceptional circumstances as provided by AMFI vide its letter no. AMFI/ 35P/ MEMCOR/ 74 / 2022-23 dated January 16, 2023, the redemption or repurchase proceeds will be transferred / dispatched to unitholders within the time frame prescribed for such exceptional circumstances. **Dispatch of IDCW:** Not applicable as the Scheme does not have IDCW option.
X.	**Plans and Options** Plans/Options and sub options under the Scheme	The Scheme does not offer any Plans/Options for investment.
XI.	**Load Structure**	**Entry & Exit Load: Nil**
XII.	**Minimum Application Amount/switch in**	**On Exchange**: Investors can buy/sell units of the Scheme in round lot of 1 unit and in multiples thereof. **Directly with the Mutual Fund** **For Large investors:** Direct transaction pertaining to subscription / redemption shall be facilitated by AMC for investors only for transactions greater than INR 25 Cr. (termed as other eligible investors). Any order placed for redemption or subscription directly with the AMC must be execution value of greater than INR 25 Cr. **For Market makers:** The number of units of the Scheme that Market Makers/authorized participant can subscribe is 20,00,000 units and in multiples thereafter.
XIII.	**Minimum Additional Purchase Amount**	Not Applicable
XIV.	**Minimum Redemption/switch-out amount**	**On the Exchange:** As the Scheme is listed on the exchange, the investor can sell units on an ongoing basis on the NSE at the traded prices. The units are redeemed in round lots of 1 unit.

		Directly with the Mutual Fund: **For Large investors:** Direct transaction with AMC pertaining to subscription / redemption by any investor other than Authorized Participants / Market Makers shall be in multiple of unit creation size and the execution value of such transaction should be more than Rs. 25 Crs. **For Market makers:** All direct redemption transaction by MMs / APs and eligible investors shall be at intra-day NAV based on the actual execution price of the underlying portfolio. The number of units of the Scheme that authorized participant can redeem is 20,00,000 units and in multiples thereafter. All direct transaction by Market Makers and eligible investors shall be at intra-day NAV based on the actual execution price of the underlying portfolio. The following provision of relevant circulars shall not be applicable: The requirement of "cut-off" timing for NAV applicability as prescribed by SEBI from time to time shall not be applicable for direct transaction with AMCs in ETFs by Market Makers and other eligible investors. In case of the above scenarios, applications received from investors for redemption upto 3.00 p.m. on any trading day, shall be processed by the AMC at the closing NAV of the day. Any person transacting with the fund will have to reimburse transaction charges -brokerage, STT, demat charges etc, if any. **a.**
XVII.	**Segregated portfolio/side pocketing disclosure**	In terms of para 5.5 of SEBI Master Circularon Mutual Funds , has advised that portfolios by mutual fund schemes investing in debt and money market instruments should have provision in the concerned SID for creating portfolio segregation with a view to, 1) Reducing Sharp fall in NAV of Schemes. 2) Reducing Redemption pressure & liquidity risk. 3) Safeguarding good quality papers & creating confidence in market, and

		4) Mitigating reputational risk. 5) Accordingly, this policy is being laid down to comply with the SEBI instructions. **Segregated Portfolio**: The portfolio comprising of debt and money market instruments, which might be affected by a credit event and shall also include the unrated debt or money market instruments affected by actual default. **Main Portfolio**: Scheme portfolio excluding segregated portfolio **Total Portfolio**: Scheme portfolio including the securities affected by credit events The AMC / Trustee shall decide on creation of segregated portfolio of the Scheme in case of a credit event/actual default at issuer level. Accordingly, Investor holding units of segregated portfolio may not able to liquidate their holding till the time recovery of money from the issuer. The Security comprised of segregated portfolio may not realise any value. Further, listing of units of segregated portfolio in recognised stock exchange does not necessarily guarantee their liquidity. There may not be active trading of units in the stock market. Further trading price of units on the stock market may be significantly lower than the prevailing NAV. **For further details, kindly refer SAI.**
XVIII	**Swing pricing disclosure**	Not Applicable
XIX.	**Stock lending/short selling**	Subject to the SEBI (MF) Regulations and in accordance with Securities Lending Scheme, 1997, SEBI vide para 13.6 of SEBI Master Circular on Mutual Funds , as may be amended from time to time, the Scheme intends to engage in Stock Lending the Scheme shall adhere to the following limits should it engage in Stock Lending. • Not more than 20% of the net assets of the Scheme can be deployed in Stock Lending. • Not more than 5% of the net assets of the Scheme can be deployed in Stock Lending to any single approved intermediary. **For details kindly refer SAI.**
XX.	**How to Apply and other details**	This section must be read in conjunction with Statement of Additional Information Fund (herewith referred as "SAI"). Investors should mandatorily use the Application Forms, Transactions Request included in the KIM and other standard forms available at the Investor Service

		Centers/https://www.motilaloswalmf.com/ , for any financial/non-financial transactions. Any transactions received in any non-standard forms are liable to be rejected. **Please refer to the SAI and Application form for the instructions.** **Please refer Details in Section II.**
XXI.	**Investor services**	**For General Service request and Complaint Resolution** **Mr. Juzer Dalal** **Motilal Oswal Asset Management Company Limited** 10th Floor, Rahimtullah Sayani Road, Opp. Parel ST Depot, Prabhadevi, Mumbai – 400025 Tel No.: +91 8108622222 and +91 22 40548002 Fax No.: 02230896884 Email.: amc@motilaloswal.com Investors are advised to contact any of the Designated Collection Center / Investor Service Center or the AMC by calling the toll free no. of the AMC at +91 8108622222, +91 22 40548002. Investors can also visit our website https://www.motilaloswalmf.com/ for complete details. Investor may also approach the Compliance Officer / CEO of the AMC. The details including, inter-alia, name & address of Compliance Officer & CEO, their e-mail addresses and telephone numbers are displayed at each offices of the AMC. For any grievances with respect to transactions through stock exchange mechanism, Unit Holders must approach either their stock broker or the investor grievance cell of the respective stock exchange or their distributor.
XXII	**Specific attribute of the scheme (such as lock in, duration in case of target maturity scheme/close ended schemes) (as applicable)**	Not Applicable.
XXIII	**Special product/facility available during the NFO and on ongoing basis**	The Scheme does not offer any special products.
XXIV	**Web link**	**Link for factsheet:** https://www.motilaloswalmf.com/downloads/factsheets

		Link for TER: https://www.motilaloswalmf.com/nav-ter#total-exp-ratio

DUE DILIGENCE BY THE ASSET MANAGEMENT COMPANY:

It is confirmed that:

(i) The Scheme Information Document submitted to SEBI is in accordance with the SEBI (Mutual Funds) Regulations, 2026 and the guidelines and directives issued by SEBI from time to time.

(ii) All legal requirements connected with the launching of the Scheme as also the guidelines, instructions, etc., issued by the Government and any other competent authority in this behalf, have been duly complied with.

(iii) The disclosures made in the Scheme Information Document are true, fair and adequate to enable the investors to make a well informed decision regarding investment in the Scheme.

(iv) The intermediaries named in the Scheme Information Document and Statement of Additional Information are registered with SEBI and their registration is valid, as on date.

(v) The contents of the Scheme Information Document including figures, data, yields etc. have been checked and are factually correct

(vi) A confirmation that the AMC has complied with the compliance checklist applicable for Scheme Information Documents and other than cited deviations/ that there are no deviations from the regulations

(vii) Notwithstanding anything contained in this Scheme Information Document, the provisions of the SEBI (Mutual Funds) Regulations, 2026 and the guidelines there under shall be applicable.

(viii) The Trustees have ensured that the Motilal Oswal Nifty 500 ETF approved by them is a new product offered by Motilal Oswal Mutual Fund and is not a minor modification of any existing scheme/fund/product.

Place: Mumbai
Date: November 26, 2026

For Motilal Oswal Asset Management Company Limited
(Investment Manager for Motilal Oswal Mutual Fund)

Sd/-
Aparna Karmase
Head- Compliance, Legal and Secretarial

PART II. INFORMATION ABOUT THE SCHEME

A. HOW WILL THE SCHEME ALLOCATE ITS ASSETS

The asset allocation pattern of the Scheme would be as follows:

Under normal circumstances, the asset allocation pattern of the Scheme is as follows:

Instruments	Indicative allocations (% of total assets)	
	Minimum	Maximum
Constituents of Nifty 500 Index	95%	100%
Units of Liquid Schemes and Money Market Instruments	0%	5%

Money Market Instruments includes Commercial papers, Commercial bills, Treasury bills, Government securities having an unexpired maturity up to one year, call or notice money, certificate of deposit, Bills Rediscounting, Repos, Triparty Repo, usance bills, and any other like instruments as specified by the Reserve Bank of India(RBI)/ Securities and Exchange Board of India (SEBI) from time to time.

Pursuant to para 13.18.1 of SEBI Master Circular on Mutual Funds, the cumulative gross exposure through Constituents of Nifty 500 ETF and Units of Liquid Schemes and money market instruments, cash and cash equivalents, derivative positions, other permitted securities/assets and such other securities/assets as may be permitted by SEBI from time to time will not exceed 100% of the net assets of the scheme.

Cash and cash equivalents as per Pursuant to para 13.18.6 (a) of SEBI Master Circular on Mutual funds and SEBI letter no. SEBI/HO/IMD-II/DOF3/ OW/P/ 2021/ 31487 / 1 dated November 03, 2021 which includes T-bills, Government Securities and Repo on Government Securities having residual maturity of less than 91 calendar Days, shall not be considered for the purpose of calculating gross exposure limit.

The Scheme, will hold all the securities that comprise of underline Index in the same proportion as the index subject to tracking error. Expectation is that, over a period of time, the tracking error of the Scheme relative to the performance of the Underlying Index will be relatively low.

The Investment Manager would monitor the tracking error of the Scheme on an ongoing basis and would seek to minimize tracking error to the maximum extent possible. There can be no assurance or guarantee that the Scheme will achieve any particular level of tracking error relative to performance of the Underlying Index.

Pending deployment of funds as per investment objective may be parked in short term deposits of scheduled commercial banks, subject to guidelines and limits and timelines specified by SEBI.

However, at all times the portfolio will adhere to the overall investment objectives of the Schemes.

Indicative Table:

Sl. no	Type of Instrument	Percentage of exposure	Circular references*
1.	Securities Lending	The Scheme intends to engage in Stock Lending, the Scheme shall adhere to the following limits should it engage in Stock Lending. • Not more than 20% of the net assets of the Scheme can be deployed in Stock Lending. • Not more than 5% of the net assets of the Scheme can be deployed in Stock Lending to any single approved intermediary.	Subject to para 13.6 of SEBI Master Circular on Mutual Funds as may be amended from time to time, the Scheme intends to engage in Stock Lending.
2.	Equity/Debt Derivatives for non-hedging purposes	Exposure towards Equity Derivatives instruments shall not exceed 20% of the net assets of the Scheme. If the exposure falls outside the above mentioned asset allocation pattern, the portfolio to be rebalanced by AMC within 7 days from the date of said deviation.	In accordance with para 13.15 of SEBI Master Circular on Mutual Funds
3.	Securitized Debt	The scheme will not invest in Securitized Debt	-
4.	Overseas Securities	The scheme will not invest in Overseas Securities	-
5.	InVITS	The scheme will not invest in InVITS	-
6.	AT1 and AT2 Bonds	The Scheme shall not invest in AT1 and AT2 bonds	-
7.	Short selling	The scheme will not invest in Short selling	
8.	Repo in corporate debt and corporate reverse repo	The Scheme shall not invest in repo in corporate debt and corporate reverse repo.	-
9.	Unrated Debt instrument.	The Scheme shall not invest in unrated debt instrument	
10.	Credit Default Swaps (CDS)	The Scheme shall not invest in Credit Default Swaps.	-
11.	Structured Obligations / Credit Enhancements.	The Scheme will not invest in debt instruments having Structured Obligations / Credit Enhancements.	-

Rebalancing due toshort term defensive consideration :

Due to market conditions, the AMC may invest beyond the range set out in the asset allocation. Subject to the Regulations, the asset allocation pattern indicated above for the Scheme may change from time to time, keeping in view applicable regulations and political and economic factors. In the event that the asset allocation of the Scheme should deviate from the ranges as noted in the asset allocation table above, then the portfolio of the Scheme will be rebalanced by the Fund Manager to the position indicated in the asset allocation table above. Such changes in the asset allocation will be for short term and defensive considerations as per para 1.9.1 (b) of SEBI Master Circular on Mutual Funds .

In case of deviation, if any, from the asset allocation pattern, the AMC shall rebalance the portfolio within a period of 7 calendar days in accordance with Para 4.5.5 of SEBI Master Circular on Mutual Funds

Portfolio Rebalancing due to Passive Breach:

In accordance with para 4.5.5 of SEBI Master Circular on Mutual Funds, in case of change in constituents of the index due to periodic review, the portfolio of ETF shall be rebalanced within 7 calendar days. Any transactions undertaken in the scheme portfolio of ETF in order to meet the redemption and subscription obligations shall be done while ensuring that post such transactions replication of the portfolio with the index is maintained at all points of time.

Additionally, in the event of involuntary corporate action, the scheme shall dispose the security not forming part of the underlying index within 7 calendar days from the date of allotment/ listing.

B. WHERE WILL THE SCHEME INVEST

The scheme would invest in the securities comprising the Nifty 500 Index in the same proportion (weights) as in the index and track the benchmark index.

The scheme may also invest in the money market instruments, in compliance with regulation to meet liquidity requirements.

For description of the instruments, please refer Section II (A)

C. WHAT ARE THE INVESTMENT STRATEGIES

The investment strategy would involve offering investment returns that are similar to the total returns of Nifty 500 Total Return Index before fees / expense and subject to tracking error.

The scheme aims to invest in the constituent of Nifty 500 Total Return Index, in the range of 95% to 100%. The scheme would also invest in units of Liquid Schemes and money market instruments, in the range of 0% to 5%.

Risk Control

Risk is an inherent part of the investment function. Effective Risk management is critical to fund management for achieving financial soundness. Investment by the Scheme would be made as per the investment objective of the Scheme and in accordance with SEBI Regulations. AMC has adequate safeguards to manage risk in the portfolio

construction process. Risk control would involve managing risk in order to keep in line with the investment objective of the Scheme. The risk control process would include identifying the risk and taking proper measures for the same. Further, AMC has implemented Bloomberg Portfolio Order Management System as the Front Office System for managing risk. The system has incorporated all the investment restrictions as per the SEBI guidelines and enables identifying and measuring the risk through various risk management tools like various portfolio analytics, risk ratios, average duration and analyses the same and acts in a preventive manner.

Portfolio Turnover

Portfolio Turnover is defined as the lower of sales or purchase divided by the average corpus during a specified period of time. Generally, Portfolio Turnover would depend upon the rebalancing of the portfolio due to change in composition of the Index or due to corporate actions of the securities constituting the Index.

Tracking Error

Tracking error is defined as the annualized standard deviation of the difference between the daily returns of the Underlying Index and the NAV of the Scheme based on past one year rolling data shall not exceed 2%. Theoretically, the corpus of the Scheme has to be fully invested in the securities comprising the Underlying Index in the same proportion of weightage as the securities have in the Underlying Index. However, it is not possible to invest as per the objective due to reason that the Scheme has to incur expenses, corporate actions pertaining to the Basket including changes to the constituents, regulatory policies, ability of the Fund Manager to closely replicate the Underlying Index, etc. The Scheme's returns may therefore deviate from those of its Underlying Basket. Tracking Error may arise due to the following reasons: -

- Fees and expenses of the Scheme.
- Cash balance held by the Scheme due to dividend accumulated but not received, subscriptions, redemption, etc.
- Corporate actions
- The Scheme has to invest in the securities in whole numbers and has to round off the quantity of securities shares.
- Changes in the constituents of the underling Basket. Whenever there are any changes, the Scheme has to reallocate its investment as per the revised Basket but market conditions may not offer an opportunity to rebalance its portfolio to match the Basket and such delay may affect the NAV of the Scheme.
- Lack of Liquidity

The AMC would monitor the tracking error of the Scheme on an ongoing basis and would seek to minimize tracking error to the maximum extent possible. Under normal market circumstances, such tracking error shall not exceed by 2%.

In accordance with Para 4.5.4 of the SEBI Master Circular for Mutual Funds, for ETFs in existence for a period of less than one year, the annualized standard deviation shall be calculated based on available data.

In case of unavoidable circumstances in the nature of force majeure, which are beyond the control of the AMC, the tracking error may exceed 2% and the same will be intimated to the Trustees with corrective actions taken by the AMC, if any.

The Fund shall disclose the tracking error based on past one year rolling data, on a daily basis, on the website of the Mutual Fund and AMFI.

Tracking Difference:

Tracking difference i.e. the annualized difference of daily returns between the index or goods and the NAV of the ETF will be disclosed on the website of the AMC and AMFI, on a monthly basis, for tenures 1 year, 3 year, 5 year, 10 year and since the date of allotment of units.

D. HOW WILL THE SCHEME BENCHMARK ITS PERFORMANCE?

The performance of the Scheme will be benchmarked to Nifty 500 Total Return Index. As the Scheme is an Exchange Traded Fund (ETF) Scheme and would primarily invest in securities which are constituents of Nifty 500 Index, the said index is an appropriate benchmark for the Scheme.

Total Return variant of the index (TRI) will be used for performance comparison.
The benchmark shall be in compliance of the aforesaid norms.

E. WHO MANAGES THE SCHEME?

Name and Designation of the fund manager	Age Qualificatio	Other schemes managed by the fund manager and tenure of managing the schemes	Experience
Mr. Swapnil Mayekar - Fund Manager **Fund Manager** Equity Component **Managing the Scheme since September 29, 2023**	**Age**: 41 years **Qualification**: Master of Commerce (Finance Management)	**Fund Manager-** 1. Motilal Oswal Nifty 50 Index Fund 2. Motilal Oswal Nifty 500 Index Fund 3. Motilal Oswal Nifty Bank Index Fund 4. Motilal Oswal Nifty Midcap 150 Index Fund 5. Motilal Oswal Nifty Next 50 Index Fund 6. Motilal Oswal Nifty Smallcap 250 Index Fund 7. Motilal Oswal S&P 500 Index Fund 8. Motilal Oswal Nifty 50 ETF 9. Motilal Oswal Nifty Midcap 100 ETF 10. Motilal Oswal Nasdaq 100 ETF 11. Motilal Oswal Multi Asset Passive Fund of Fund 12. Motilal Oswal Nasdaq 100 Fund of Fund 13. Motilal Oswal Nasdaq Q50 ETF 14. Motilal Oswal Nifty 200 Momentum 30 Index Fund 15. Motilal Oswal Nifty 200 Momentum 30 ETF 16. Motilal Oswal BSE Low Volatility ETF	Mr. Swapnil Mayekar has rich experience in the field of Research. He had earlier worked with organization like Business Standard Limited where he was primarily responsible for research on Banking Sector, Mutual Fund, Debt market, International and Indian Stock Market using valuation models. He is associated with MOAMC since March 2010 where his primarily

		17. Motilal Oswal BSE Low Volatility Index Fund 18. Motilal Oswal BSE Healthcare ETF 19. Motilal Oswal BSE Financials ex Bank 30 Index Fund 20. Motilal Oswal BSE Enhanced Value Index Fund 21. Motilal Oswal BSE Enhanced Value ETF 22. Motilal Oswal BSE Quality Index Fund 23. Motilal Oswal BSE Quality ETF 24. Motilal Oswal Gold and Silver Passive Fund of Funds 25. Motilal Oswal Nifty Microcap 250 Index Fund 26. Motilal Oswal Developed Market Ex US ETFs Overseas Equity Passive FOF 27. Motilal Oswal Nifty 500 ETF 28. Motilal Oswal Nifty Realty ETF 29. Motilal Oswal Nifty Smallcap 250 ETF 30. Motilal Oswal Nifty India Defence Index Fund 31. Motilal Oswal Nifty India Defence ETF 32. Motilal Oswal Nifty 500 Momentum 50 Index Fund 33. Motilal Oswal Nifty 500 Momentum 50 ETF 34. Motilal Oswal Nifty MidSmall Financial Services Index Fund 35. Motilal Oswal Nifty MidSmall India Consumption Index Fund 36. Motilal Oswal Nifty MidSmall Healthcare Index Fund 37. Motilal Oswal Nifty MidSmall IT and Telecom Index Fund 38. Motilal Oswal Nifty Capital Market Index Fund 39. Motilal Oswal Nifty Capital Market ETF 40. Motilal Oswal Nifty 50 Equal Weight ETF 41. Motilal Oswal Nifty Next 50 ETF 42. Motilal Oswal BSE India Infrastructure ETF 43. Motilal Oswal Nifty India Manufacturing ETF 44. Motilal Oswal Nifty PSE ETF 45. Motilal Oswal Nifty India Tourism ETF 46. Motilal Oswal BSE 1000 Index Fund 47. Motilal Oswal Nifty Midcap 150 Momentum 50 ETF 48. Motilal Oswal Nifty Alpha 50 ETF 49. Motilal Oswal Gold ETF 50. Motilal Oswal Silver ETF 51. Motilal Oswal Nifty 100 ETF 52. Motilal Oswal Nifty Energy ETF 53. Motilal Oswal BSE Select IPO ETF 54. Motilal Oswal Nifty Services Sector ETF 55. Motilal Oswal Nifty MNC ETF 56. Motilal Oswal Diversified Equity Flexicap Passive Fund of Funds	role is to develop model structure, to perform portfolio assessments on a periodic basis for investment strategies & models and analysis of Exchange Traded Funds, Mutual fund scheme and stocks.

		57. Motilal Oswal Multi Factor Passive Fund of Funds 58. Motilal Oswal BSE Top 10 Banks ETF 59. Motilal Oswal BSE Clean Environment Index Fund 60. Motilal Oswal BSE Midcap 150 Momentum 30 Index Fund 61. Motilal Oswal Nifty Oil & Gas ETF 62. Motilal Oswal Nifty Metal ETF 63. Motilal Oswal Large and Midcap Fund 64. Motilal Oswal Midcap Fund 65. Motilal Oswal Focused Fund 66. Motilal Oswal Balanced Advantage Fund 67. Motilal Oswal Flexi Cap Fund 68. Motilal Oswal Small Cap Fund 69. Motilal Oswal Large Cap Fund 70. Motilal Oswal Multi Cap Fund 71. Motilal Oswal Business Cycle Fund 72. Motilal Oswal Manufacturing Fund 73. Motilal Oswal Digital India Fund 74. Motilal Oswal Innovation Opportunities Fund 75. Motilal Oswal Infrastructure Fund 76. Motilal Oswal Services Fund 77. Motilal Oswal Special Opportunities Fund 78. Motilal Oswal Consumption Fund 79. Motilal Oswal Financial Services Fund 80. Motilal Oswal Contra Fund 81. Motilal Oswal Nifty Midcap150 Plus 8-13 YrG-sec 70:30 Index Fund 82. Motilal Oswal Nifty REITs & Realty Index Fund 83. Motilal Oswal Quality Fund 1.	
Mr. Dishant Mehta - Associate Fund Manager- **(Managing the Fund since October 15, 2024)**	Age: 37 years Qualification: Graduate In B.S.C	**Associate Fund Manager-** 1. Motilal Oswal Nifty 50 Index Fund 2. Motilal Oswal Nifty 500 Index Fund 3. Motilal Oswal Nifty Bank Index Fund 4. Motilal Oswal Nifty Midcap 150 Index Fund 5. Motilal Oswal Nifty Next 50 Index Fund 6. Motilal Oswal Nifty Smallcap 250 Index Fund 7. Motilal Oswal S&P 500 Index Fund 8. Motilal Oswal Nifty 50 ETF 9. Motilal Oswal Nifty Midcap 100 ETF 10. Motilal Oswal Nasdaq 100 ETF 11. Motilal Oswal Nasdaq 100 Fund of Fund 12. Motilal Oswal Nasdaq Q50 ETF 13. Motilal Oswal Nifty 200 Momentum 30 Index Fund 14. Motilal Oswal Nifty 200 Momentum 30 ETF 15. Motilal Oswal BSE Low Volatility ETF 16. Motilal Oswal BSE Low Volatility Index Fund	• Mr. Dishant Mehta has more than 15 years of experience and expertise in Financial markets across different segment - Equities, Derivatives, Commodities and Currencies. Managed Institutional and Foreign Portfolio Investment clients. • He is associated with Motilal Oswal Asset Management

		17. Motilal Oswal BSE Healthcare ETF 18. Motilal Oswal BSE Financials ex Bank 30 Index Fund 19. Motilal Oswal BSE Enhanced Value Index Fund 20. Motilal Oswal BSE Enhanced Value ETF 21. Motilal Oswal BSE Quality Index Fund 22. Motilal Oswal BSE Quality ETF 23. Motilal Oswal Nifty Microcap 250 Index Fund 24. Motilal Oswal Nifty 500 ETF 25. Motilal Oswal Nifty Realty ETF 26. Motilal Oswal Nifty Smallcap 250 ETF 27. Motilal Oswal Nifty India Defence Index Fund 28. Motilal Oswal Nifty India Defence ETF 29. Motilal Oswal Nifty 500 Momentum 50 Index Fund 30. Motilal Oswal Nifty 500 Momentum 50 ETF 31. Motilal Oswal Nifty MidSmall Financial Services Index Fund 32. Motilal Oswal Nifty MidSmall India Consumption Index Fund 33. Motilal Oswal Nifty MidSmall Healthcare Index Fund 34. Motilal Oswal Nifty MidSmall IT and Telecom Index Fund 35. Motilal Oswal Nifty Capital Market Index Fund 36. Motilal Oswal Nifty Capital Market ETF 37. Motilal Oswal Nifty 50 Equal Weight ETF 38. Motilal Oswal Nifty Next 50 ETF 39. Motilal Oswal BSE India Infrastructure ETF 40. Motilal Oswal Nifty India Manufacturing ETF 41. Motilal Oswal Nifty PSE ETF 42. Motilal Oswal Nifty India Tourism ETF 43. Motilal Oswal BSE 1000 Index Fund 44. Motilal Oswal Nifty Midcap 150 Momentum 50 ETF 45. Motilal Oswal Nifty Alpha 50 ETF 46. Motilal Oswal Gold ETF 47. Motilal Oswal Silver ETF 48. Motilal Oswal Nifty 100 ETF 49. Motilal Oswal Nifty Energy ETF 50. Motilal Oswal BSE Select IPO ETF 51. Motilal Oswal Nifty Services Sector ETF 52. Motilal Oswal Nifty MNC ETF 53. Motilal Oswal BSE Top 10 Banks ETF 54. Motilal Oswal BSE Clean Environment Index Fund 55. Motilal Oswal BSE Midcap 150 Momentum 30 Index Fund 56. Motilal Oswal Nifty Oil & Gas ETF 57. Motilal Oswal Nifty Metal ETF	Company Ltd. from November 2021 onwards as Passive Fund Dealer.

		58. Motilal Oswal Nifty Midcap150 Plus 8-13 YrG-sec 70:30 Index Fund 59. Motilal Oswal Nifty REITs & Realty Index Fund	
Mr. Rakesh Shetty- Fund Manager **(Managing the Scheme since September 29, 2023)**	Age: 45 years Qualification: Bachelors of Commerce (B.Com)	1. Motilal Oswal Nifty 50 Index Fund 2. Motilal Oswal Nifty 500 Index Fund 3. Motilal Oswal Nifty Bank Index Fund 4. Motilal Oswal Nifty Midcap 150 Index Fund 5. Motilal Oswal Nifty Next 50 Index Fund 6. Motilal Oswal Nifty Smallcap 250 Index Fund 7. Motilal Oswal S&P 500 Index Fund 8. Motilal Oswal Nifty 5 Year Benchmark G-Sec ETF 9. Motilal Oswal 5 Year G-Sec Fund of Fund 10. Motilal Oswal Nifty 50 ETF 11. Motilal Oswal Nifty Midcap 100 ETF 12. Motilal Oswal Nasdaq 100 ETF 13. Motilal Oswal Multi Asset Passive Fund of Fund 14. Motilal Oswal Nasdaq 100 Fund of Fund 15. Motilal Oswal Nasdaq Q50 ETF 16. Motilal Oswal Nifty 200 Momentum 30 Index Fund 17. Motilal Oswal Nifty 200 Momentum 30 ETF 18. Motilal Oswal BSE Low Volatility ETF 19. Motilal Oswal BSE Low Volatility Index Fund 20. Motilal Oswal BSE Healthcare ETF 21. Motilal Oswal BSE Financials ex Bank 30 Index Fund 22. Motilal Oswal BSE Enhanced Value Index Fund 23. Motilal Oswal BSE Enhanced Value ETF 24. Motilal Oswal BSE Quality Index Fund 25. Motilal Oswal BSE Quality ETF 26. Motilal Oswal Gold and Silver Passive Fund of Funds 27. Motilal Oswal Nifty Microcap 250 Index Fund 28. Motilal Oswal Developed Market Ex US ETFs Overseas Equity Passive FOF 29. Motilal Oswal Nifty 500 ETF 30. Motilal Oswal Nifty Realty ETF 31. Motilal Oswal Nifty Smallcap 250 ETF 32. Motilal Oswal Nifty India Defence Index Fund 33. Motilal Oswal Nifty India Defence ETF 34. Motilal Oswal Nifty 500 Momentum 50 Index Fund 35. Motilal Oswal Nifty 500 Momentum 50 ETF 36. Motilal Oswal Nifty MidSmall Financial Services Index Fund	• Mr. Rakesh Shetty has more than 15 years of overall experience and expertise in trading in equity, debt segment, Exchange Trade Fund's management, Corporate Treasury and Banking. • Prior to joining Motilal Oswal Asset Management Company Limited, he has worked with Company engaged in Capital Market Business wherein he was in charge of equity and debt ETFs, customized indices and has also been part of product development.

		37. Motilal Oswal Nifty MidSmall India Consumption Index Fund 38. Motilal Oswal Nifty MidSmall Healthcare Index Fund 39. Motilal Oswal Nifty MidSmall IT and Telecom Index Fund 40. Motilal Oswal Nifty Capital Market Index Fund 41. Motilal Oswal Nifty Capital Market ETF 42. Motilal Oswal Nifty 50 Equal Weight ETF 43. Motilal Oswal Nifty Next 50 ETF 44. Motilal Oswal BSE India Infrastructure ETF 45. Motilal Oswal Nifty India Manufacturing ETF 46. Motilal Oswal Nifty PSE ETF 47. Motilal Oswal Nifty India Tourism ETF 48. Motilal Oswal BSE 1000 Index Fund 49. Motilal Oswal Nifty Midcap 150 Momentum 50 ETF 50. Motilal Oswal Nifty Alpha 50 ETF 51. Motilal Oswal Gold ETF 52. Motilal Oswal Silver ETF 53. Motilal Oswal Nifty 100 ETF 54. Motilal Oswal Nifty Energy ETF 55. Motilal Oswal BSE Select IPO ETF 56. Motilal Oswal Nifty Services Sector ETF 57. Motilal Oswal Nifty MNC ETF 58. Motilal Oswal Diversified Equity Flexicap Passive Fund of Funds 59. Motilal Oswal Multi Factor Passive Fund of Funds 60. Motilal Oswal BSE Top 10 Banks ETF 61. Motilal Oswal BSE Clean Environment Index Fund 62. Motilal Oswal BSE Midcap 150 Momentum 30 Index Fund 63. Motilal Oswal Nifty Oil & Gas ETF 64. Motilal Oswal Nifty Metal ETF 65. Motilal Oswal Large and Midcap Fund 66. Motilal Oswal Midcap Fund 67. Motilal Oswal Focused Fund 68. Motilal Oswal ELSS Tax Saver Fund 69. Motilal Oswal Liquid Fund 70. Motilal Oswal Ultra Short Term Fund 71. Motilal Oswal Balanced Advantage Fund 72. Motilal Oswal Flexi Cap Fund 73. Motilal Oswal Small Cap Fund 74. Motilal Oswal Large Cap Fund 75. Motilal Oswal Multi Cap Fund 76. Motilal Oswal Quant Fund 77. Motilal Oswal Business Cycle Fund 78. Motilal Oswal Manufacturing Fund	

		79. Motilal Oswal Digital India Fund 80. Motilal Oswal Arbitrage Fund 81. Motilal Oswal Innovation Opportunities Fund 82. Motilal Oswal Active Momentum Fund 83. Motilal Oswal Infrastructure Fund 84. Motilal Oswal Services Fund 85. Motilal Oswal Special Opportunities Fund 86. Motilal Oswal Consumption Fund 87. Motilal Oswal Financial Services Fund 88. Motilal Oswal Contra Fund 89. Motilal Oswal Nifty Midcap150 Plus 8-13 Yr G-Sec 70:30 Index Fund 90. Motilal Oswal Nifty REITs & Realty Index Fund 91. Motilal Oswal Quality Fund	

F. HOW IS THE SCHEME DIFFERENT FROM EXISTING SCHEMES OF THE MUTUAL FUND?

The following list consists of existing passively managed open ended equity Index/ ETF/FOFs schemes of MOMF:

Sr. No	Name of the Schemes
1.	Motilal Oswal 5 Year G-Sec Fund of Fund
2.	Motilal Oswal Asset Allocation Passive Fund of Fund - Conservative
3.	Motilal Oswal BSE 1000 Index Fund
4.	Motilal Oswal BSE Clean Environment Index Fund
5.	Motilal Oswal BSE Enhanced Value ETF Fund
6.	Motilal Oswal BSE Enhanced Value Index Fund
7.	Motilal Oswal BSE Financials Ex Bank 30 Index Fund
8.	Motilal Oswal BSE Healthcare ETF
9.	Motilal Oswal BSE India Infrastructure ETF
10.	Motilal Oswal BSE Low Volatility ETF
11.	Motilal Oswal BSE Low Volatility Index Fund
12.	Motilal Oswal BSE Midcap 150 Momentum 30 Index Fund
13.	Motilal Oswal BSE Quality ETF Fund
14.	Motilal Oswal BSE Quality Index Fund
15.	Motilal Oswal BSE Select IPO ETF
16.	Motilal Oswal BSE Top 10 Banks ETF
17.	Motilal Oswal Developed Market Ex Us ETFs Overseas Equity Passive Fof
18.	Motilal Oswal Diversified Equity Flexicap Passive Fund of Funds
19.	Motilal Oswal Gold and Silver Passive Fund of Funds
20.	Motilal Oswal Gold ETF
21.	Motilal Oswal Multi Asset Passive Fund of Fund
22.	Motilal Oswal Multi Factor Passive Fund of Funds
23.	Motilal Oswal Nasdaq 100 ETF
24.	Motilal Oswal Nasdaq 100 Fund of Fund
25.	Motilal Oswal Nasdaq Q50 ETF
26.	Motilal Oswal Nifty 100 ETF
27.	Motilal Oswal Nifty 200 Momentum 30 ETF
28.	Motilal Oswal Nifty 200 Momentum 30 Index Fund
29.	Motilal Oswal Nifty 5 Year Benchmark G-Sec ETF
30.	Motilal Oswal Nifty 50 Equal Weight ETF
31.	Motilal Oswal Nifty 50 Index Fund
32.	Motilal Oswal Nifty 500 ETF
33.	Motilal Oswal Nifty 500 Index Fund
34.	Motilal Oswal Nifty 500 Momentum 50 ETF

35.	Motilal Oswal Nifty 500 Momentum 50 Index Fund
36.	Motilal Oswal Nifty Alpha 50 ETF
37.	Motilal Oswal Nifty Bank Index Fund
38.	Motilal Oswal Nifty Capital Market ETF
39.	Motilal Oswal Nifty Capital Market Index Fund
40.	Motilal Oswal Nifty Energy ETF
41.	Motilal Oswal Nifty India Defence ETF
42.	Motilal Oswal Nifty India Defence Index Fund
43.	Motilal Oswal Nifty India Manufacturing ETF
44.	Motilal Oswal Nifty India Tourism ETF
45.	Motilal Oswal Nifty M50 ETF
46.	Motilal Oswal Nifty Metal ETF
47.	Motilal Oswal Nifty Microcap 250 Index Fund
48.	Motilal Oswal Nifty Midcap 100 ETF
49.	Motilal Oswal Nifty Midcap 150 Index Fund
50.	Motilal Oswal Nifty Midcap150 Momentum 50 ETF
51.	Motilal Oswal Nifty Midsmall Financial Services Index Fund
52.	Motilal Oswal Nifty Midsmall Healthcare Index Fund
53.	Motilal Oswal Nifty Midmall India Consumption Index Fund
54.	Motilal Oswal Nifty Midsmall It and Telecom Index Fund
55.	Motilal Oswal Nifty MNC ETF
56.	Motilal Oswal Nifty Next 50 ETF
57.	Motilal Oswal Nifty Next 50 Index Fund
58.	Motilal Oswal Nifty Oil & Gas ETF
59.	Motilal Oswal Nifty PSE ETF
60.	Motilal Oswal Nifty Realty ETF
61.	Motilal Oswal Nifty Services Sector ETF
62.	Motilal Oswal Nifty Smallcap 250 ETF
63.	Motilal Oswal Nifty Smallcap 250 Index Fund
64.	Motilal Oswal S&P 500 Index Fund
65.	Motilal Oswal Silver ETF

For comparison between various schemes of Motilal Oswal Mutual Fund Click here:
https://www.motilaloswalmf.com/downloads/sid-related-documents

The Trustees have ensured that the Scheme is a new product offered by Motilal Oswal Mutual Fund and is not a minor modification of its existing Scheme.

G. HOW HAS THE SCHEME PERFORMED

The Performance of the Scheme as on September 30, 2026 is as follows:

Compounded Annualised Returns	Scheme Returns (%)	Benchmark Returns (%)
	Motilal Oswal Nifty 500 ETF	Nifty 500 TRI
Returns for the last 1 year	-2.2%	-2.0%
Returns for the last 3 year	9.2%	9.5%
Returns for the last 5 year	-	-
Returns for the last 7 year	-	-
Returns since inception	9.2%	9.5%

Absolute Return for the last one (1) financial year:

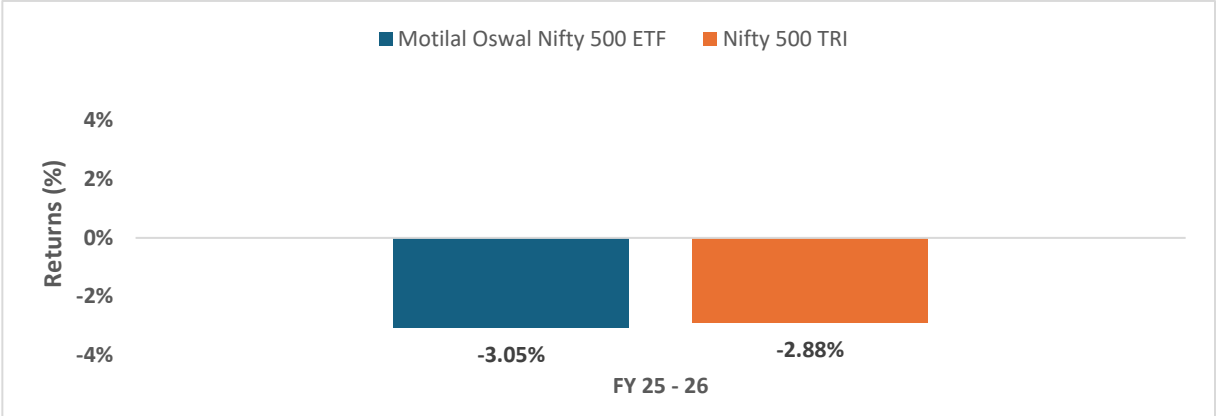

Note: *Returns for one year are absolute returns and returns for more than one year are compounded annualized and date of inception is deemed to be date of allotment. Date of Allotment is September 29, 2023. Performance is for Regular Plan Growth option. Different plans have different expense structure. Past performance may or may not be sustained in future.

H. ADDITIONAL SCHEME RELATED DISCLOSURES

1. TOP 10 HOLDINGS OF THE SCHEME:

Please find below link to access the Top 10 holdings and fund allocation towards various sectors of the scheme https://www.motilaloswalmf.com/downloads/factsheets

2. DISCLOSURE OF NAME AND EXPOSURE TO TOP 7 ISSUERS, STOCKS, GROUPS AND SECTORS AS A PERCENTAGE OF NAV OF THE SCHEME IN CASE OF DEBT AND EQUITY ETFS/INDEX FUNDS THROUGH A FUNCTIONAL WEBSITE LINK THAT CONTAINS DETAILED DESCRIPTION

Please find below link to access the top 7 issuers, stocks, Groups and sectors of the scheme
https://www.motilaloswalmf.com/downloads/factsheets

3. PORTFOLIO TURNOVER RATE:

The Portfolio Turnover Ratio of the Scheme, as on September 30, 2026 is **0.36**.

4. FUNCTIONAL WEBSITE LINK FOR PORTFOLIO DISCLOSURE:

For Fortnightly / Monthly Portfolio, please refer - https://www.motilaloswalmf.com/downloads/scheme-portfolio-details

Functional website link to the respective addendums to the SID after the last update of SID:
https://www.motilaloswalmf.com/downloads/addendums

5. AGGREGATE INVESTMENT IN THE SCHEME BY CONCERNED FUND MANAGER:

Sr. No.	**Category of Persons**	**Net Value**		**Market Value**
		Units	NAV per unit	
	Concerned scheme's Fund Manager(s)			
1.	Mr. Swapnil Mayekar	NIL		
2.	Mr. Rakesh Shetty			
3.	Mr. Dishant Mehta			

For any other disclosure w.r.t investments by key personnel and AMC directors including regulatory provisions in this regard kindly refer SAI.

6. INVESTMENTS OF AMC IN THE SCHEME –

Pursuant to Regulation 22(3)(a) of the SEBI (MF) Regulations, 2026 and para 7.13 of SEBI Master Circular on Mutual Funds , AMC will invest minimum amount as a percentage of AUM based on the risk associated with the Scheme and such investment will not be redeemed unless the Scheme is wound up. The AMC will conduct quarterly review to ensure compliance with above requirement which may change either due to change in value of the AUM or in the risk value assigned to the scheme. The shortfall in value of the investment, if any, will be made good within 7 days of such review.

Subject to SEBI (Mutual Fund) Regulation 22(3)(a) and para 7.13 of SEBI Master Circular on Mutual Funds, the AMC may invest in the scheme during the New Fund Offer (NFO) or continuous offer period. However, the AMC shall not charge any fees on such investment's Link to view the investment (if any): https://www.motilaloswalmf.com/downloads/regulatory-updates

For the details pertaining to the said investment visit:
https://www.motilaloswalmf.com/downloads/regulatory-updates

PART III- OTHER DETAILS

A. COMPUTATION OF NAV

The Net Asset Value (NAV) per unit under the Scheme will be computed by dividing the net assets of the Scheme by the number of units outstanding on the valuation day. The Mutual Fund will value its investments according to the valuation norms, as specified in Schedule VII of the SEBI (MF) Regulations, or such norms as may be specified by SEBI from time to time.

NAV of the units under the Scheme shall be calculated as follows:

$$\text{NAV (Rs.)} = \frac{\text{Market or Fair Value of Scheme's investments + Current Assets - Current Liabilities and Provision}}{\text{No. of Units outstanding under Scheme on the Valuation Day}}$$

The NAV will be calculated up to four decimals.

The NAV Calculation shall be in accordance with SEBI MF Regulations and is available on the mutual fund website https://www.motilaloswalmf.com/ .The NAV shall be calculated and disclosed on each business day on

AMFI's website https://www.amfiindia.com/ by 11.00 p.m. and also on https://www.motilaloswalmf.com/ . The computation of NAV shall be in conformity with SEBI Regulations and guidelines as prescribed from time to time.

The NAV shall be calculated and announced on each working day.

Hence, for the purposes of valuation and calculating NAV of the Scheme for a particular day, the last available prices of securities on principal stock exchange shall be considered (which would be the previous day's closing prices). This will enable the disclosure of the NAV of the Scheme before the deadline as provided by SEBI guidelines.

Illustration of NAV:

If the net assets of the Scheme, after considering applicable expenses, are Rs.10,45,34345.34 and units outstanding are 10,00,0000, then the NAV per unit will be computed as follows:

10,45,34,345.34 / 10,00,000 = Rs. 10.4534 per unit (rounded off to four decimals)

Repurchase/ Resale is at Net Asset Value (NAV) related prices with repurchase/ resale loads as applicable (within limits) as specified under SEBI Regulations 2026, While determining the price of the units, the fund will ensure that the repurchase price is not lower than 97 per cent of the Net Asset Value.

B. NEW FUND OFFER (NFO) EXPENSES

These expenses are incurred for the purpose of various activities related to the NFO like sales and distribution fees paid marketing and advertising, registrar expenses, printing and stationary, bank charges etc.

The entire NFO expenses were borne by the AMC.

C. ANNUAL SCHEME RECURRING EXPENSES

These are the fees and expenses for operating the Scheme. These expenses include but are not limited to Investment Management and Advisory Fee charged by the AMC, Registrar and Transfer agents' fees & expenses, marketing and selling costs etc.

The AMC has estimated that upto 0.90 % of the daily net assets of the scheme shall be charged to the scheme as expenses. For the actual current expenses being charged, the investor should refer to the website of MOMF.

Particulars	**% p.a. of daily Net Assets**
Investment Management and Advisory Fees	**Upto 0.90%**
Audit fees/fees and expenses of trustee	
Custodial fees	

Registrar & Transfer Agent Fees including cost of providing account statement/IDCW/redemption cheque/warrants	
Marketing & Selling expense including fees, commission and charges towards distribution of mutual fund scheme	
Cost related to investor communications	
Cost of fund transfer from location to location	
**Cost toward investor Education & Awareness and financial inclusion	
Brokerage cost pertaining to execution of trade exceeding limit mentioned under Reg 66(9) ###	
Costs of statutory Advertisements	
Incentives paid to Market Makers, if any^	
Other Expenses (to be specified as per Reg 66 of SEBI MF Regulations)	
Maximum Base expense ratio (TER) permissible under Regulation 66	**Upto 0.90%**
$Statutory levies (including GST) on all expenses excluding brokerage and transaction cost	**As per prevailing rate** **(**GST of 18% or any other rate as may be levied from time to time on the Taxable/Invoice/Contra ct amount. Additionally, levies such as Stamp Duty, STT etc. as applicable)
$Statutory levies (including GST) on brokerage and transaction cost	**As per prevailing rate** **(**Will be charged on Turnover of securities which will be at prescribed rates.)
Total Expense Ratio permissible under Regulation 67	**Upto 0.90%**

The BER shall include:

- Investment and Advisory fees (sub-regulation 4 of Regulation 66)
- Recurring expenses (sub-regulation 5 of Regulation 66)
- Charges/ commission/ fees related to distribution of mutual fund schemes (Sub regulation 6 of Regulation 66)

The following expenses are charged to the scheme in terms of Regulation 66(9) and 66(10) of SEBI (MF) Regulations, 2026:

i. ###Schemes may charge expense incurred towards brokerage, for the purpose of execution of trade, over and above the base expense ratio subject to a maximum of 0.06 per cent of trade value in case of cash market transactions and 0.02 per cent of trade value in case of derivatives transactions. Expense charged towards brokerage, over and above the specified limit, shall not be part of the base expense ratio limit specified in the table given above.

ii. Transaction cost means regulatory levies and any other expenses charged by the stock exchanges, clearing corporation, and clearing house, as applicable. Such transaction costs shall not form part of

the base expense ratio.

- $All statutory levies will be over and above the base expense ratio limits as defined in regulation 66(7). Statutory levy means levy imposed by state government and central government.

- **As per para 11.9.1 of SEBI Master Circular on Mutual Funds, the charges applicable for investor education and awareness initiatives from ETFs/Index Funds shall be 0.01% of daily net assets of the scheme. Further with reference to para 11.6.3 of SEBI Master Circular on Mutual Funds, the additional distribution commission shall be paid from the 2 basis points on daily net assets, mandatorily set aside annually by the AMC towards investor education, awareness, and financial inclusion initiatives, subject to applicable clawback provisions.

- Any expense other than those specified in sub-regulation 66 (4), sub-regulation 66 (5), sub regulation 66(6), sub-regulation 66(9) and sub-regulation 66(10), shall not be charged to the scheme and shall be borne by the AMC or trustee or sponsors.

- No charges other than the base expense ratio, brokerage cost, transaction cost, statutory levy and exit load including levies as may be specified by the SEBI, shall be charged to the investors.

- Any expenditure in excess of the base limits specified in these regulations shall be borne by the asset management company or the trustees or sponsors. If any expense of the scheme is borne by asset management company or by the trustee or sponsors, the same shall be done only after the investment and advisory fees charged to the scheme, if any, is fully reversed.

- ^As per clause 4.5.1. (d) of SEBI Master Circular on Mutual Funds, incentive to be paid to Market Makers shall be charged to the ETF scheme but within the maximum permissible limit of TER.

  Following are the principles of incentive structure:
  - MOAMC may decide to pay compensation or remuneration to MMs depending upon various criteria such as volumes, bid-ask spread, inventory maintain by MMs / Aps. Maintenance by MM of minimum unit creation size of ETF available on both bid and ask side of trades, as may be decided by AMC and MM from time to time.

- All fees and expenses charged in a direct plan (in percentage terms) under various heads including the investment and advisory fee shall not exceed the fees and expenses charged under such heads in a regular plan. The BER (Base Expense Ratio) of the Direct Plan will be lower to the extent of the distribution expenses/commission which is charged in the Regular Plan and no commission for distribution of Units will be paid / charged under the Direct Plan.

  Total Expenses Ratio (Regulation 67 of SEBI Mutual Fund Regulations 2026):

  Total Expense Ratio ('TER')" means the ratio of total of all expenses charged to the investors of the scheme to the total asset under management of the scheme and includes BER, brokerage cost for execution of trade, transaction cost and statutory levies

- The Mutual Fund would update the current expense ratios on the website (https://www.motilaloswalmf.com/) atleast three working days prior to the effective date of the change. Investors can refer to "Base Expense Ratio" section on https://www.motilaloswalmf.com/nav-ter#total-

exp-ratio for Total Expense Ratio (BER) details

Illustration of impact of expense ratio on returns of the Scheme

Particulars	Regular Plan	Direct Plan
	Amount (Rs.)	
Amount Invested at the beginning of the year	NA	10,000
Net asset before expenses		11,500
Expenses other than Distribution Expenses 0.15%		17.25
Distribution Expenses 0.50%		0.00
Returns after Expenses at the end of the Year		1,482.75

- The purpose of the above illustration is purely to explain the impact of expense ratio charged to the Scheme and should not be construed as providing any kind of investment advice or guarantee of returns on investments.
- It is assumed that the expenses charged are evenly distributed throughout the year.
- Calculations are based on assumed NAVs, and actual returns on your investment may be more, or less.
- Any tax impact has not been considered in the above example, in view of the individual nature of the tax implications. Each investor is advised to consult his or her own financial advisor.

D. LOAD STRUCTURE

Load is an amount which is paid by the investor to subscribe to the units or to redeem the units from the Scheme. This amount is used by the AMC to pay commissions to the distributor and to take care of other marketing and selling expenses. Load amounts are variable and are subject to change from time to time. For the current applicable structure, please refer to the website of the AMC https://www.motilaloswalmf.com/ or may call at toll free no. 91 8108622222 and +91 22 40548002 or your distributor.

Type of Load	Load chargeable (as %age of NAV)
Entry	Nil In terms of SEBI Circular having reference No. SEBI/IMD/CIR No. 4/168230/09 dated June 30, 2009, no entry load will be charged on purchase / additional purchase / switch-in. The upfront commission, if any, on investment made by the investor shall be paid by the investor directly to the Distributor, based on his assessment of various factors including the service rendered by the Distributor
Exit	Nil

There is no entry/exit load on units of the Scheme bought or sold through the secondary market on the Stock

Exchange. However, an investor would be paying cost in the form of a bid and ask spread and brokerage, as charged by his broker for buying/selling units of the Scheme.

The investor is requested to check the prevailing load structure of the Scheme before investing.

*** Liquidity window for Investors of ETFs with AMCs**

In case of redemption of units of the Scheme upto INR 25 Crores, directly with AMC, without any exit load, in case of the following scenarios:

i. Traded price (closing price) of the ETF units is at discount of more than 1% to the day end NAV for 7 continuous trading days, or
ii. No quotes for such ETFs are available on stock exchange(s) for 3 consecutive trading days, or
iii. Total bid size on the exchange is less than half of creation units size daily, averaged over a period of 7 consecutive trading days.

In case of the above scenarios, applications received from investors for redemption upto 3.00 p.m. on any trading day, shall be processed by the AMC at the closing NAV of the day.

The above instances shall be tracked by the AMC on a continuous basis and in case if any of the above mentioned scenario arises, the same shall be disclosed on the website of AMC.

The investor is requested to check the prevailing load structure of the Scheme before investing. For any change in load structure, AMC will issue an addendum and display it on the website/Investor Service Centers.

Any imposition or enhancement in the load structure shall apply on a prospective basis and in no case the same would affect the existing investors adversely.

Under the Scheme, the AMC reserves the right to modify/alter the load structure if it so deems fit in the interest of smooth and efficient functioning of the scheme, subject to maximum limits as prescribed under the SEBI Regulations. The load may also be changed from time to time and in case of exit/redemption, load may be linked to the period of holding.

For any change in the load structure, the AMC would undertake the following steps:

1. The addendum detailing the changes will be attached to SID and Key Information Memorandum (KIM). The addendum will be circulated to all the distributors so that the same can be attached to all SID and KIM already in stock.
2. Arrangements shall be made to display the changes/modifications in the SID in the form of a notice in all Investor Service Centers and distributors/brokers offices.
3. The introduction of the exit load along with the details shall be stamped in the acknowledgement slip issued to the investors on submission of the application form and may also be disclosed in the statement of accounts issued after the introduction of such load.
4. The Fund shall display the addendum on its website (https://www.motilaloswalmf.com/).

5. Any other measure that the Mutual Fund shall consider necessary

SECTION II

I. INTRODUCTION

A. DEFINITIONS/INTERPRETATION

A. All references to "Master Circular" refer to Master Circular for Mutual Funds no. HO/24/13/11(1)2026-IMD-POD-1/I/7602/2026 issued by SEBI dated March 20, 2026 as amended from time to time

For detailed definitions refer: https://www.motilaloswalmf.com/downloads/sid-related-documents

B. Requirement of Minimum Investors

As Motilal Oswal Nifty 500 ETF is an exchange traded fund, the provision of minimum number of investors and maximum holding by the investor is not applicable as per para 7.19 of SEBI Master Circular on Mutual Funds.

B. RISK FACTORS

Standard Risk Factors:

- Investment in Mutual Fund units involves investment risks such as trading volumes, settlement risk, liquidity risk, default risk including the possible loss of principal.
- As the price / value / interest rate of the securities in which the Scheme invests fluctuates, the value of your investment in the Scheme may go up or down depending on various factors and forces affecting the capital market/debt market.
- Past performance of the Sponsor/AMC/Mutual Fund does not guarantee future performance of the Scheme.
- The name of the Scheme does not in any manner indicate either the quality of the Scheme or its future prospects and returns.
- The Sponsor is not responsible or liable for any loss resulting from the operation of the Scheme beyond the initial contribution of Rs. 100,000 made by it towards setting up the Fund.
- The present Scheme is not a guaranteed or assured return Scheme.
- The NAV of the Scheme can go up or down depending on the factors and forces affecting the securities markets.
- Changes in Government policy in general and changes in tax benefits applicable to mutual funds may impact the returns to Investors in the Scheme.
- Investors in the Scheme are not being offered any guaranteed/indicated returns.

Scheme Specific Risk Factors

The Scheme is subject to the principal risks described below. Some or all of these risks may adversely affect Scheme's NAV, trading price, yield, return and/or its ability to meet its objectives.

- **Market Risk**

The Scheme's NAV will react to stock market movements. The Investor may lose money over short or long period due to fluctuation in Scheme's NAV in response to factors such as performance of companies whose stock comprises the underlying portfolio, economic and political developments, changes in interest rates, inflation and other monetary factors and movement in prices of underlining investments.

- **Market Trading Risks**

a. Absence of Prior Active Market: Although the scheme will be listed on stock exchange, there can be no assurance that an active secondary market will develop or be maintained.

b. Lack of Market Liquidity: Trading in the units of the scheme on stock exchange may be halted because of market conditions or for reasons that in view of stock exchange or SEBI, trading in the units of the scheme are not advisable. In addition, trading of the units of the scheme are subject to trading halts caused by extraordinary market volatility and pursuant to stock exchange and SEBI 'circuit filter' rules. There can be no assurance that the requirements of stock exchange necessary to maintain the listing of the units of the scheme will continue to be met or will remain unchanged.

c. Units of the scheme may trade at prices other than NAV: The units of the scheme may trade above or below their NAV. The NAV of the scheme will fluctuate with changes in the market value of scheme holdings. The trading prices of the units of the scheme will fluctuate in accordance with changes in their NAV as well as market supply and demand for the units of the scheme. However, given that units of the scheme can be created and redeemed in creation units directly with the fund, it is expected that large discounts or premiums to the NAV of units of the scheme will not sustain due to arbitrage opportunity available.

d. Regulatory Risk: Any changes in trading regulations by stock exchange or SEBI may affect the ability of market maker to arbitrage resulting into wider premium/discount to NAV.

e. Right to Limit Redemptions: The Trustee, in the general interest of the unit holders of the scheme and keeping in view of the unforeseen circumstances/unusual market conditions, may limit the total number of units which can be redeemed on any business day depending on the total "Saleable Underlying Stock" available with the fund.

f. Redemption Risk: Investors may note that even though the Scheme is open-ended Scheme, the Scheme would ordinarily repurchase units in creation unit size. Thus unit holdings less than the creation unit size can only be sold through the secondary market on the exchange.

g. Asset Class Risk: The returns from the types of securities in which the scheme invest may underperform returns of general securities markets or different asset classes. Different types of securities tend to go through cycles of out-performance and under-performance in comparison of securities markets.

h. Passive Investments: As the scheme proposes to invest not less than 95% of the net assets in the securities of

the benchmark Index, the Scheme will not be actively managed. The Scheme may be affected by a general decline in the Indian markets relating to its Underlying Index. The Scheme invests in the securities included in its underlying index regardless of their investment merit.

i. The units will be issued only in demat form through depositories. The records of the depository are final with respect to the number of units available to the credit of unit holder. Settlement of trades, repurchase of units by the mutual fund depends up on the confirmations to be received from depository (ies) on which the mutual fund has no control.

j. Tracking Error Risk: The Fund Manager would not be able to invest the entire corpus exactly in the same proportion as in the underlying index due to certain factors such as the fees and expenses of the respective scheme, corporate actions, cash balance, changes to the underlying index and regulatory policies which may affect AMC's ability to achieve close correlation with the underlying index of the scheme. The scheme's returns may therefore deviate from those of its underlying index. "Tracking Error" is defined as the standard deviation of the difference between daily returns of the underlying index and the NAV of the respective scheme. Tracking Error may arise due to the following reasons: -

- Expenditure incurred by the fund.
- The holding of a cash position and accrued income prior to distribution of income and payment of accrued expenses. The fund may not be invested at all times as it may keep a portion of the funds in cash to meet redemptions or for corporate actions.
- Corporate actions such as debenture or warrant conversion, rights, merger, change in constituents etc.
- Rounding off of quantity of shares in underlying index.
- Disinvestments to meet redemptions, recurring expenses, dividend payouts etc.
- Execution of large buy / sell orders
- Transaction cost (including taxes and insurance premium) and recurring expenses
- Realisation of Unit holders' funds
- Index provider undertakes a periodical review of the scripts that comprise the underlying index and may either drop or include new securities. In such an event, the fund will try to reallocate its portfolio but the available investment/reinvestment opportunity may not permit absolute mirroring immediately.

- It will be the endeavour of the fund manager to keep the tracking error as low as possible. Under normal circumstances, such tracking error is not expected to exceed 2% per annum. However, in case of certain corporate actions and market volatility during rebalancing of the portfolio following the rebalancing of the underlying index, etc. or in abnormal market circumstances, the tracking error may exceed the above limits. There can be no assurance or guarantee that the Scheme will achieve any particular level of tracking error relative to performance of the Index.

- **Concentration Risk:**
  The scheme may have no diversification within its portfolio. This could have implications on the performance of the scheme. The scheme may be more sensitive to economic, business, political or other changes and this may

lead to sizeable fluctuation in the Net Asset Value of the scheme.

Motilal Oswal Nifty 500 ETF will restricts its investments only in the Security of the underlying index (Nifty 500 Total Return Index) which replicates a single security and will therefore be subject to the risks associated with such concentration.

- **Right to Limit Redemptions**
  The Trustee, in the general interest of the unit holders of the Scheme offered under this SID and keeping in view of the unforeseen circumstances/unusual market conditions, may limit the total number of Units which can be redeemed on any Business Day subject to the guidelines/circulars issued by the Regulatory Authorities from time to time.

  For detailed restrictions, please refer to Section II Part D, "Right to Limit Redemptions."

- **Asset Class Risk**
  The returns from the types of securities in which the Scheme invests may under perform from the various general securities markets or different asset classes. Different types of securities tend to go through cycles of out-performance and under-performance in comparison with the general securities markets.

- **Trading through mutual fund trading platforms of NSE**
  In respect of transaction in Units of the Scheme through NSE, allotment and redemption of Units on any Business Day will depend upon the order processing/settlement by NSE and their respective clearing corporations on which the Mutual Fund has no control.

- **Risks associated with Segregated portfolio:**
  The AMC / Trustee shall decide on creation of segregated portfolio of the Scheme in case of a credit event/actual default at issuer level. Accordingly, Investor holding units of segregated portfolio may not able to liquidate their holding till the time recovery of money from the issuer. The Security comprised of segregated portfolio may not realise any value. Further, Listing of units of segregated portfolio in recognised stock exchange does not necessarily guarantee their liquidity. There may not be active trading of units in the stock market. Further trading price of units on the stock market may be significantly lower than the prevailing NAV.

- **Risk associated with ETF**
  Passive Investments:
  As the scheme proposes to invest not less than 95% of the net assets in the securities of the benchmark Index, the Scheme will not be actively managed. The Scheme may be affected by a general decline in the Indian markets relating to its Underlying Index. The Scheme invests in the securities included in its underlying index regardless of their investment merit. The AMC does not attempt to individually select stocks or to take defensive positions in declining markets. The value of the Scheme's investments, may be affected generally by factors affecting equity markets, such as price and volume volatility in the capital markets, interest rates, currency exchange rates, changes in policies of the Government, taxation laws or any other appropriate authority policies and other political and

economic developments which may have an adverse bearing on individual securities, a specific sector or all sectors. Consequently, the NAV of the Units of the Scheme may fluctuate and can go up or down

2. Market risk:
   ETFs are typically designed to track the performance of certain indices, market sectors, or groups of assets such as stocks, bonds, or commodities. ETF managers may use different strategies to achieve this goal, but in general they do not have the discretion to take defensive positions in declining markets. Investors must be prepared to bear the risk of loss and volatility associated with the underlying index/assets.

3. Tracking errors:
   Tracking errors refer to the disparity in performance between an ETF and its underlying index/assets. Tracking errors can arise due to factors such as the impact of transaction fees and expenses incurred to the ETF, changes in composition of the underlying index/assets, and the ETF manager's replication strategy.

4. Trading at discount or premium:
   An ETF may be traded at a discount or premium to its Net Asset Value (NAV). This price discrepancy is caused by supply and demand factors, and may be particularly likely to emerge during periods of high market volatility and uncertainty.

5. Liquidity risk:
   Authorized participants (APs) are Exchange Participants that provide liquidity to facilitate trading in ETFs. Although most ETFs are supported by one or more APs, there is no assurance that active trading will be maintained.

6. As the units of the Scheme are listed on the Stock Exchange, trading in the units of the Scheme may be halted due to market conditions or for reasons that in the view of the Exchange Authorities or SEBI. There could also be trading halts caused by extraordinary market volatility and pursuant to NSE and SEBI circuit filter rules and the Scheme would not be able to buy/sell securities in case of subscriptions/redemptions, which may impact the Scheme. Further, there can be no assurance that the requirements of the exchange necessary to maintain the listing of the Scheme will continue to be met or will remain unchanged.

7. Listing and trading of the units are undertaken on the Stock Exchanges within the rules, regulation and policy of the Stock Exchange and SEBI. Any change in trading rules, regulation and policy by the regulatory authority would have a bearing on the trading of the units of the Scheme and its prices.

8. Though the Scheme is listed on the NSE and BSE, there is no assurance that an active secondary market will develop or be maintained. Hence, there would be times when trading in the units of the Scheme would be infrequent.

9. The NAV of the Scheme reflect the valuation of its investment and any changes in market value of its investments would have a bearing on its NAV. When the units are traded on the Stock Exchange, the units of the Scheme may trade at prices which can be different from the NAV due to various factors like demand and supply for the units of the Scheme, perceived trends in the market outlook, etc.

10. In certain cases, settlement periods may be extended significantly by unforeseen circumstances. The inability of the Scheme to make intended securities purchases due to settlement problems could cause the Scheme to miss certain investment opportunities as in certain cases, settlement periods may be extended significantly by unforeseen circumstances. Similarly, the inability to sell securities held in the Scheme portfolio may result, at times, in potential losses to the Scheme, and there can be a subsequent decline in the value of the securities held in the Scheme portfolio.

11. Investors can directly approach the AMC for redemption of units of ETFs, for transaction of up to INR 25 Cr. without any exit load, in case of the following scenarios:

    i. Traded price (closing price) of the ETF units is at discount of more than 1% to the day end NAV for 7 continuous trading days, or
    ii. No quotes for such ETFs are available on stock exchange(s) for 3 consecutive trading days, or
    iii. Total bid size on the exchange is less than half of creation units size daily, averaged over a period of 7 consecutive trading days.

12. Tracking error may arise due to various reasons like fees and expenses charged to the Scheme, dividend, corporate actions, change in the Underlying Index, etc. Tracking error has an impact on the performance of the Scheme. The Scheme's returns may therefore deviate from those of its Underlying Basket. However, the Fund would endeavor to keep the tracking error as low as possible.

- **Risk associated with investing in fixed income securities and Money Market Instruments**

a. **Credit risk:** Credit risk or default risk refers to the risk which may arise due to default on the part of the issuer of the fixed income security (i.e. will be unable to make timely principal and interest payments on the security). Because of this risk debenture are sold at a yield spread above those offered on Treasury securities, which are sovereign obligations and generally considered to be free of credit risk. Normally, the value of a fixed income security will fluctuate depending upon the actual changes in the perceived level of credit risk as well as the actual event of default.

b. **Counterparty risk:** Counterparty refers to the counterparty's inability to honor its commitments (payment, delivery, repayment, etc.) and to risk of default. This risk relates to the quality of the counterparty to which the scheme has exposures. Losses can occur in particular for the settlement/delivery of financial instruments.

c. **Interest Rate risk:** This risk is associated with movements in interest rate depends on various factors such as government borrowing, inflation, economic performance etc. The value of investments will appreciate/depreciate if the interest rates fall/rise. However, if the investments are held on till maturity of the investments, the value of the investments will not be subjected to this risk.

d. **Reinvestment risk:** This risk arises from uncertainty in the rate at which cash flows from the securities may be

reinvested. This is because the bond will pay coupons, which will have to be reinvested. The rate at which the coupons will be reinvested will depend upon prevailing market rates at the time the coupons are received.

e. **Liquidity or Marketability Risk:** This refers to the ease at which a security can be sold at or near its true value. The primary measure of liquidity risk is the spread between the bid price and the offer price quoted by a dealer. Liquidity risk is characteristic of the Indian fixed income market.

f. Different types of fixed income securities in which the Scheme would invest carry different levels and types of risk. Accordingly, the Scheme risk may increase or decrease depending upon its investment pattern. e.g. corporate bonds carry a higher level of risk than Government securities. Further even among corporate bonds, bonds, which are AAA rated, are comparatively less risky than bonds, which are AA rated.

g. The Net Asset Value (NAV) of the Scheme, to the extent invested in Debt and Money Market securities, will be affected by changes in the general level of interest rates. The NAV of the Scheme is expected to increase from a fall in interest rates while it would be adversely affected by an increase in the level of interest rates.

- **Risk associated with Investment in Units of mutual fund**
  Investment in Mutual Fund Units involves investment risks such as trading volumes, settlement risk, liquidity risk, default risk including the possible loss of principal. As the price / value / interest rate of the securities in which the Scheme(s) invests fluctuates, the value of your investment in the Scheme(s) may go up or down depending on the various factors and forces affecting the capital markets and money markets.

- **Risks associated with investing in Equities**

a. Investments in the equity shares of the Companies constituting the Underlying Index are subject to price fluctuation on daily basis. The volatility in the value of equity is due to various micro and macro-economic factors like economic and political developments, changes in interest rates, etc. affecting the securities markets. This may have adverse impact on individual securities/sector and consequently on the NAV of Scheme.

b. The Scheme would invest in the securities comprising the Underlying Index in the same proportion as the securities have in the Index. Hence, the risk associated with the corresponding Underlying Index would be applicable to the Scheme. The Underlying Index has its own criteria and policy for inclusion/exclusion of securities from the Index, its maintenance thereof and effecting corporate actions. The Fund would invest in the securities of the Index regardless of investment merit, research, without taking a view of the market and without adopting any defensive measures. The Fund would not select securities in which it wants to invest but is guided by the Underlying Index. As such the Scheme is not actively managed but is passively managed.

c. Risks of Total Return
Dividends are assumed to be reinvested into the Nifty 500 Total Return Index after the ex-Dividend date of the constituents. However in practice, the Dividend is received with a lag and after deducting applicable withholding tax, if applicable. This can lead to some tracking error.

- **Market Risk**

  The Scheme's NAV will react to stock market movements. The value of investments in the scheme may go down over a short or long period due to fluctuations in Scheme's NAV in response to factors such as performance of companies whose stock comprises the underlying portfolio, economic and political developments, changes is government policies, changes in interest rates, inflation and other monetary factors causing movement in prices of underlining investments.

- **Concentration risk**

  This is the risk arising from over exposure to few securities/issuers/sectors.

- **Passive Investments**

  The Scheme is not actively managed. Since the Scheme is replicating the underlying index, it may be affected by a general decline in the respective markets relating to its underlying index. The Scheme as per its investment objective invests in Securities which are constituents of its underlying index regardless of their investment merit. The AMC does not attempt to individually select stocks or to take defensive positions in declining markets.

- **Right to Limit Redemptions**

  The Trustee, in the general interest of the unit holders of the Scheme offered under this SID and keeping in view of the unforeseen circumstances/unusual market conditions, may limit the total number of Units which can be redeemed on any Business Day subject to the guidelines/circulars issued by the Regulatory Authorities from time to time.

- **ETF Fund**

  The Scheme being an ETF fund follows a passive investment technique and shall only invest in Securities comprising one selected index as per investment objective of the Scheme. The Fund Manager would invest in the Securities comprising the underlying index irrespective of the market conditions. If the Securities market declines, the value of the investment held by the Scheme shall decrease.

- **Risks associated with Investing in Derivatives**

  Derivative products are leveraged instruments and can provide disproportionate gains as well as disproportionate losses to the investor. Execution of such strategies depends upon the ability of the fund manager to identify such opportunities. Identification and execution of the strategies to be pursued by the fund manager involve uncertainty and decision of the fund manager may not always be profitable. No assurance can be given that the fund manager will be able to identify or execute such strategies.

  Derivative products are specialized instruments that require investment techniques and risk analysis different from those associated with stocks. The use of a derivative requires an understanding not only of the underlying instrument but of the derivative itself. Derivatives require the maintenance of adequate controls to monitor the transactions entered into, the ability to assess the risk that a derivative adds to the portfolio and the ability to

forecast price or interest rate movements correctly. There is a possibility that a loss may be sustained by the portfolio as a result of the failure of another party (usually referred to as the "counterparty") to comply with the terms of the derivatives contract. Other risks in using derivatives include the risk of mispricing or improper valuation of derivatives and the inability of derivatives to correlate perfectly with underlying assets, rates and indices, illiquidity risk whereby the Scheme may not be able to sell or purchase derivative quickly enough at a fair price. The risks associated with the use of derivatives are different from or possibly greater than, the risks associated with investing directly in securities and other traditional investments.

- **Risks associated with investing in TREPS Segments**

  The mutual fund is a member of securities and TREPS segments of the Clearing Corporation of India (CCIL). All transactions of the mutual fund in government securities and in TREPS segments are settled centrally through the infrastructure and settlement systems provided by CCIL; thus reducing the settlement and counterparty risks considerably for transactions in the said segments. The members are required to contribute an amount as communicated by CCIL from time to time to the default fund maintained by CCIL as a part of the default waterfall (a loss mitigating measure of CCIL in case of default by any member in settling transactions routed through CCIL). The mutual fund is exposed to the extent of its contribution to the default fund of CCIL at any given point in time. In the event that the default waterfall is triggered and the contribution of the mutual fund is called upon to absorb settlement/default losses of another member by CCIL, the scheme may lose an amount equivalent to its contribution to the default fund allocated to the scheme on a pro-rata basis.

- **Risk Factors relating to Portfolio Rebalancing**

  In the event that the asset allocation of the Scheme deviates from the ranges as provided in the asset allocation table in this SID, then the Fund Manager will rebalance the portfolio of the Scheme to the position indicated in the asset allocation table. However, if market conditions do not permit the Fund Manager to rebalance the portfolio of the Scheme then the AMC would notify the Board of the Trustee Company and the Investment Committee of the AMC with appropriate justifications.

- **Risks associated with Securities Lending**

  Securities Lending is a lending of securities through an approved intermediary to a borrower under an agreement for a specified period with the condition that the borrower will return equivalent securities of the same type or class at the end of the specified period along with the corporate benefits accruing on the securities borrowed.

  In case the Scheme undertakes stock lending as prescribed in the Regulations, it may, at times be exposed to counter party risk and other risks associated with the securities lending. Unitholders of the Scheme should note that there are risks inherent to securities lending, including the risk of failure of the other party, in this case the approved intermediary, to comply with the terms of the agreement entered into between the lender of securities i.e. the Scheme and the approved intermediary. Such failure can result in the possible loss of rights to the collateral put up by the borrower of the securities, the inability of the approved intermediary to return the securities deposited by the lender and the possible loss of any corporate benefits accruing to the lender from the securities lent. The Fund may not be able to sell such lent securities and this can lead to temporary illiquidity.

- **Tracking Error Risk and Tracking Difference Risk**

  The Fund Manager would not be able to invest the entire corpus exactly in the same proportion as in the underlying index due to certain factors such as the fees and expenses of the Scheme, corporate actions, cash balance and changes to the underlying index and regulatory restrictions, lack of liquidity which may result in Tracking Error. Hence it may affect AMC's ability to achieve close correlation with the underlying index of the Scheme. The Scheme's returns may therefore deviate from its underlying index. "Tracking Error" is defined as the standard deviation of the difference between daily returns of the underlying index and the NAV of the Scheme. The Fund Manager would monitor the Tracking Error of the Scheme on an ongoing basis and would seek to minimize the Tracking Error to the maximum extent possible. There can be no assurance or guarantee that the Scheme will achieve any particular level of Tracking Error relative to performance of the underlying Index.

- **Risk associated with potential change in Tax structure**

  This summary of tax implications given in the taxation section is based on the current provisions of the applicable tax laws. This information is provided for general purpose only. The current taxation laws may change due to change in the 'Income Tax Act 2025' or any subsequent changes/amendments in Finance Act/Rules/Regulations. Any change may entail a higher outgo to the scheme or to the investors by way of securities transaction taxes, fees, taxes etc. thus adversely impacting the scheme and its returns.

- **Risk Control**

  Risk is an inherent part of the investment function. Effective Risk management is critical to fund management for achieving financial soundness. Investment by the Scheme would be made as per the investment objective of the Scheme and in accordance with SEBI Regulations. AMC has adequate safeguards to manage risk in the portfolio construction process. Risk control would involve managing risk in order to keep in line with the investment objective of the Scheme. The risk control process would include identifying the risk and taking proper measures for the same. The system has incorporated all the investment restrictions as per the SEBI guidelines and enables identifying and measuring the risk through various risk management tools like various portfolio analytics, risk ratios, average duration and analyses the same and acts in a preventive manner.

C. RISK MITIGATION STRATEGIES

Risk and Description	Risk mitigates / management strategy
Risks associated with Equity investment	
Market Risk The Scheme is vulnerable to movements in the prices of securities invested by the Scheme, which could have a material bearing on the overall returns from the Scheme. The value of the underlying Scheme investments, may be affected generally by factors affecting securities markets, such as price and volume, volatility in the capital markets, interest rates, currency exchange rates, changes in policies of the	Market risk is inherent to an equity scheme. Being a passively managed scheme, it will invest in the securities included in its Underlying Index.

Government, taxation laws or any other appropriate authority policies and other political and economic developments which may have an adverse bearing on individual securities, a specific sector or all sectors including equity and debt markets.	
Liquidity risk The liquidity of the Scheme's investments is inherently restricted by trading volumes in the securities in which theyinvests.	The Scheme will try to maintain a proper asset-liability match to ensure redemption payments are made on time and not affected by illiquidity of the underlying stocks.
Tracking Error risk (Volatility/Concentration risk): The performance of the Scheme may not commensurate with the performance of the underlying Index viz. Nifty 500 Index on any given day or over any given period.	**Tracking Error risk (Volatility/ Concentration risk):** Over a short to medium period, the Scheme may carry the risk of variance between portfolio composition and Benchmark. The objectives of the scheme are too closely track t h e performance of the Underlying Index over the same period, subject to tracking error. The Scheme would endeavor to maintain a low tracking error by actively aligning the portfolio in line with the Index.
Derivatives Risk As and when the Scheme trades in the derivatives market there are risk factors and issues concerning the use of derivatives since derivative products are specialized instruments that require investment techniques and risk analyses different from those associated with stocks and bonds.	Derivatives will be used in the form of Index Options, Index Futures and other instruments as may be permitted by SEBI. All derivatives trade will be done only on the exchange with guaranteed settlement. The AMC monitors the portfolio and regulatory limits for derivatives through its front office monitoring system. Exposure to derivatives of stocks or underlying index will be done based on requisite research. Exposure with respect to derivatives shall be in line with regulatory limits and the limits specified in the SID. No OTC contracts will be enteredinto.
Risks associated with money market investment	

Market Risk/ Interest Rate Risk As with all fixed income securities, changes in interest rates may affect the Scheme's Net Asset Value as the prices of securities generally increase as interest rates decline and generally decrease as interest rates rise. Prices of long-term securities generally fluctuate more in response to interest rate changes than do short-term securities. Indian debt markets can be volatile leading to the possibility of price movements up or down in fixed income securities and thereby to possible movements in the NAV.	The Scheme may invest in money market instruments having relatively shorter maturity thereby mitigating the price volatility due to interest rate changes generally associated with long-term securities.
Liquidity or Marketability Risk This refers to the ease with which a security can be sold at or near to its valuation yield- to maturity (YTM).	The Scheme may invest in money market instruments having relatively shorter maturity. While the liquidity risk for short maturity securities may be low, it may be high in case of medium to long maturity securities.
Credit Risk Credit risk or default risk refers to the risk that an issuer of a fixed income security may default (i.e., will be unable to make timely principal and interest payments on the security).	Management analysis may be used for identifying company specific risks. Management's past track record may also be studied.

Motilal Oswal Nifty 500 ETF is an exchange traded fund, the provision of minimum number of investors and maximum holding by the investor is not applicable as per SEBI Circular having reference no. SEBI/IMD/CIR NO 10/22701/03 dated December 12, 2003.

D. SPECIAL CONSIDERATIONS

- Prospective investors should study this SID and SAI carefully in its entirety and should not construe the contents hereof as advise relating to legal, taxation, financial, investment or any other matters and are advised to consult their legal, tax, financial and other professional advisors to determine possible legal, tax, financial or other considerations of subscribing to or redeeming units, before making a decision to invest/redeem/hold units.

- Neither this SID and SAI nor the units have been registered in any jurisdiction. The distribution of this SID or SAI in certain jurisdictions may be restricted or totally prohibited to registration requirements and accordingly, any person who comes into possession of this SID or SAI is required to inform themselves about and to observe any such restrictions and/or legal compliance requirements. It is the responsibility of any persons in possession of this SID or SAI and any persons wishing to apply for units pursuant to this SID to inform themselves of and to observe, all applicable laws and Regulations of such relevant jurisdiction. Any changes in SEBI/Stock Exchange/RBI regulations and other applicable laws/regulations could have an effect on such investments and valuation thereof.

- The AMC, Trustee or the Mutual Fund have not authorized any person to issue any advertisement or to give any information or to make any representations, either oral or written, other than that contained in this SID or SAI or as provided by the AMC in connection with this offering. Prospective Investors are advised not to rely upon any information or representation not incorporated in the SID or SAI or as provided by the AMC as having been authorized by the Mutual Fund, the AMC or the Trustee.

- The tax benefits described in this SID and SAI are as available under the present taxation laws and are available subject to relevant conditions. The information given is included only for general purpose and is based on advice received by the AMC regarding the law and practice currently in force in India as on the date of this SID and the Unitholders should be aware that the relevant fiscal rules or their interpretation may change. As is the case with any investment, there can be no guarantee that the tax position or the proposed tax position prevailing at the time of an investment in the Scheme will endure indefinitely. In view of the individual nature of tax consequences, each Unitholder is advised to consult his / her own professional tax advisor.

- Redemptions due to change in the fundamental attributes of the Scheme or due to any other reasons may entail tax consequences. The Trustee, AMC, Mutual Fund, their directors or their employees shall not be liable for any of the tax consequences that may arise.

- The Trustee, AMC, Mutual Fund, their directors or their employees shall not be liable for any of the tax consequences that may arise, in the event that the Scheme is wound up for the reasons and in the manner provided in SAI.

  The Mutual Fund may disclose details of the investor's account and transactions there under to those intermediaries whose stamp appears on the application form or who have been designated as such by the investor. In addition, the Mutual Fund may disclose such details to the bankers, as may be necessary for the purpose of effecting payments to the investor. The Fund may also disclose such details to regulatory and statutory authorities/bodies as may be required or necessary.

- MOAMC undertakes the following activities other than that of managing the Schemes of MOMF and has also obtained NOC from SEBI for the same:
  a. MOAMC is a registered Portfolio Manager under SEBI (Portfolio Managers) Regulations, 1993 bearing registration number INP000000670 dated August 21, 2017.
  b. MOAMC acts as an Investment Manager to the Schemes of Motilal Oswal Alternative Investment Trust and is registered under SEBI (Alternative Investment Funds) Regulations, 2012 as Category III AIF bearing registration number IN/AIF3/13-14/0044 and IN/AIF3/19-20/0799 respectively.
  c. MOAMC has incorporated a wholly owned subsidiary in Mauritius which acts as an Investment Manager to the funds based in Mauritius.
  d. MOAMC has incorporated a wholly owned subsidiary in India which currently undertakes Investment Advisory Services to offshore clients.
  e. MOAMC (Sponsor) has incorporated a wholly owned subsidiary in India, namely Motilal Oswal Pension Fund Management Limited ("MOPFM"), to undertake activities in accordance with the requirements of

Pension Fund Regulatory and Development Authority (Pension Fund) Regulations, 2015 ("PFRDA Regulations").

AMC confirms that there is no conflict of interest between the aforesaid activities managed by AMC. In the situations of unavoidable conflicts of interest, the AMC undertakes that it shall satisfy itself that adequate disclosures are made of source of conflict, potential 'material risk or damage' to investor interest and develop parameters for the same.

- Apart from the above-mentioned activities, the AMC may undertake any business activities other than in the nature of management and advisory services provided to pooled assets including offshore funds, insurance funds, pension funds, provident funds, if any of such activities are not in conflict with the activities of the mutual fund subject to receipt of necessary regulatory approvals and approval of Trustees and by ensuring compliance with provisions of Regulation 21 (b) (i to viii). Provided further that the asset management company may, itself or through its subsidiaries, undertake portfolio management services and advisory services for other than broad based fund till further directions, as may be specified by the Board, subject to compliance with the following additional conditions: -

i) It satisfies the Board that key personnel of the asset management company, the system, back office, bank and securities accounts are segregated activity wise and there exist system to prohibit access to inside information of various activities;

ii) It meets with the capital adequacy requirements, if any, separately for each of such activities and obtain separate approval, if necessary under the relevant regulations.

Explanation: ─For the purpose of this regulation, the term 'broad based fund' shall mean the fund which has at least twenty investors and no single investor account for more than twenty five percent of corpus of the fund.

- The Trustee, in the general interest of the unit holders of the Scheme offered under this SID and keeping in view of the unforeseen circumstances/unusual market conditions, may limit the total number of Units which can be redeemed on any Business Day.

- As the liquidity of the Scheme's investments may sometimes be restricted by trading volumes and settlement periods, the time taken by the Fund for Redemption of Units may be significant in the event of an inordinately large number of Redemption requests. The Trustee has the right to limit redemptions under certain circumstances. Please refer to the section "Right to limit Redemption".

- Pursuant to the provisions of Prevention of Money Laundering Act, 2002 (PMLA), if after due diligence, the AMC believes that any transaction is suspicious in nature as regards money laundering, the AMC shall have absolute discretion to report such suspicious transactions to FIU-IND (Financial Intelligence Unit – India) or such other authorities as prescribed under the rules/guidelines issued thereunder by SEBI and/or RBI and take any other actions as may be required for the purposes of fulfilling its obligations under PMLA and rules/guidelines issued thereunder by SEBI and/or RBI without obtaining the prior approval of the investor/Unitholder/ any other person.

- **Termination of the scheme(s)**

The Trustees reserve the right to terminate the scheme at any time. Regulation 36 of the SEBI Regulations provides that any scheme of a mutual fund may be wound up after repaying the amount due to the unitholders:

(a) On the happening of any event which, in the opinion of the trustees, requires the scheme to be wound up;
(b) If seventy-five percent of the unitholders of a scheme pass a resolution that the scheme be wound up; or
(c) If SEBI so directs in the interest of the unitholders.
Where a scheme is wound up under the above Regulation, the trustees shall give a notice disclosing the circumstances leading to the winding up of the scheme:
(a) to SEBI; and
(b) in two daily newspapers having circulation all over India & a vernacular newspaper circulating at the place where the mutual fund is formed.

In case of termination of the scheme, Regulation 38 of the SEBI (mutual Funds) Regulations, 2026 shall apply.

Mutual Fund schemes that are in the process of winding up

The Scheme shall comply with the para 8.2 of SEBI Master Circular on Mutual Funds in the event of Winding-up in terms of Regulation 36(2) of MF Regulations.

The AMC, its sponsor, employees of AMC and Trustee shall not be permitted to transact (buy or sell) in the units of such schemes that are under the process of being wound up. The compliance of the same will be monitored both by the Board of AMC and Trustee.

II. INFORMATION ABOUT THE SCHEME:

A. WHERE WILL THE SCHEME INVEST:

The scheme would invest in the securities comprising the Nifty 500 Index in the same proportion (weights) as in the index and track the benchmark index.

The scheme may also invest in the money market instruments, in compliance with regulation to meet liquidity requirements.

Money Market instruments includes units of liquid schemes, Commercial Paper, Commercial Bills, Treasury bills, Government securities having an unexpired maturity up to one year, call or notice money, Certificate of deposit, Bills Rediscounting, Repos, TREPS, usance bills, and any other like instruments as specified by the Reserve Bank

of India (RBI)/ Securities and Exchange Board of India (SEBI) from time to time.

A brief narration of Money Market Instruments are as under:

1. Certificate of Deposits (CDs) is a negotiable money market instrument issued by scheduled commercial banks and select all- India Financial Institutions that have been permitted by the RBI to raise short term resources.

2. Commercial Paper (CPs) is an unsecured negotiable money market instrument issued in the form of promissory note, generally issued by the corporates, primary dealers and all India Financial Institutions as an alternative source of short term borrowings. They are issued at a discount to the face value as may be determined by the issuer. CP is traded in secondary market and can be freely bought and sold before maturity.

3. Treasury Bills (T-Bills) are issued by the Government of India to meet their short term borrowing requirements. T-Bills are issued for maturities of 91 days, and 364 days. T-bills are issued at a discount to their face value and redeemed at par.

Tri-party Repo.

5. Securities created and issued by the Central Governments as may be permitted by RBI, securities guaranteed by the Central Governments (including but not limited to coupon bearing bonds, zero coupon bonds and treasury bills). Central Government Securities are sovereign debt obligations of the Government of India with zero-risk of default and issued on its behalf by RBI. They form part of Government's annual borrowing programme and are used to fund the fiscal deficit along with other short term and long term requirements. Such securities could be fixed rate, fixed interest rate with put/call option, zero coupon bond, floating rate bonds, capital indexed bonds, Fixed Interest security with staggered maturity payment etc.

6. Repo (Repurchase Agreement) or Reverse Repo is a transaction in which two parties agree to sell and purchase the same security with an agreement to purchase or sell the same security at a mutually decided future date and price. The transaction results in collateralized borrowing or lending of funds. When the seller sells the security with an agreement to repurchase it, it is Repo transaction whereas from the perspective of buyer who buys the security with an agreement to sell it at a later date, it is reverse repo transaction. The scheme can participate in Repo/Reverse Repo in G-Secs and T-Bills.

Investment in Derivatives

The Scheme may take an exposure to equity derivatives of constituents of the Underlying Index when securities of the Index are unavailable, insufficient or for rebalancing at the time of change in Index or in case of corporate actions, for a short period of time. The total exposure to derivatives would be restricted to 10% of the net assets of the Scheme.

The Scheme may use derivative instruments such as stock futures and options contracts, warrants, convertible securities, swap agreements or any other derivative instruments that are permissible or may be permissible in future

under applicable regulations and such investments shall be in accordance with the investment objective of the Scheme.

For details on Derivatives and Options Strategies refer SAI.

Risk Associated with these Strategies

- The risk of mis-pricing or improper valuation and the inability of derivatives to correlate perfectly with underlying assets, rates and indices.
- Execution Risk: The prices which are seen on the screen need not be the same at which execution will take place.

B. WHAT ARE THE INVESTMENT RESTRICTIONS:

The following are the investment restrictions as contained in the Sixth Schedule and Chapter 13 of SEBI Master Circular on Mutual Funds and amendments thereof to SEBI (MF) Regulations which are applicable to the Scheme at the time of making investments:

1. The Mutual fund scheme's investment in equity shares, equity related instruments and debt instruments shall only be made in listed or to be listed securities except that mutual fund can invest in:
   (a) unlisted Government Securities and money market instruments other than commercial papers; and
   (b) unlisted non-convertible debentures to the extent and in the manner as specified by the Board.

2. The Mutual Fund shall buy and sell securities on the basis of deliveries and shall in all cases of purchases, take delivery of relevant securities and in all cases of sale, deliver the securities:

Provided that a Mutual Fund may engage in short selling of securities in accordance with the framework relating to short selling and securities lending and borrowing specified by the SEBI:

Provided further that a Mutual Fund may enter into derivatives transactions in a recognized stock exchange, subject to the framework specified by the SEBI:

Provided further that sale of Government security already contracted for purchase shall be permitted in accordance with the guidelines issued by the Reserve Bank of India in this regard.

3. The Mutual Fund under all its schemes shall not own more than 10% of any company's paid up capital carrying voting rights.

4. Transfers of investments from one scheme to another scheme in the same Mutual Fund shall be allowed only if,

(*a*) such transfers are done at the prevailing market price for quoted instruments on spot basis.
[*Explanation* - "Spot basis" shall have same meaning as specified by stock exchange for spot transactions;]

(b) The securities so transferred shall be in conformity with investment objective of the scheme to which such transfer has been made and the Policy on Inter Scheme Transfer prepared in compliance with para 13.19 of SEBI Master Circular on Mutual Funds as amended from time to time.

5. The Scheme may invest in another scheme under the same asset management company or any other Mutual Fund without charging any fees, provided that aggregate inter-scheme investment made by all schemes under the same management or in schemes under the management of any other Asset Management Company shall not exceed 5% of the net asset value of the Mutual Fund. Provided that this para shall not apply to any fund of funds scheme.

6. Pending deployment of funds of a Scheme in terms of investment objectives of the Scheme, the Mutual Fund may invest the funds of the scheme in short-term deposits of scheduled commercial banks, subject to the following guidelines issued by SEBI and as may be amended from time to time.

Pursuant to the para 13.7 of SEBI Master Circular on Mutual Funds , where the cash in the scheme is parked in short term deposits of Scheduled Commercial Banks pending deployment, the scheme shall abide by the following guidelines:

(a) "Short Term" for such parking of funds by the Scheme shall be treated as a period not exceeding 91 days. Such short-term deposits shall be held in the name of the Scheme.

(b) The Scheme shall not park more than 15% of net assets in short term deposit(s) of all the scheduled commercial banks put together. However, such limit may be raised to 20% with prior approval of the Trustees.

(c) Parking of funds in short term deposits of associate and sponsor scheduled commercial banks together shall not exceed 20% of total deployment by the Mutual Fund in short term deposits.

(d) The Scheme shall not park more than 10% of the net assets in short term deposit(s), with any one scheduled commercial bank including its subsidiaries.

(e) The Scheme shall not park funds in short term deposit of a bank which has invested in that Scheme. Trustees/AMCs shall also ensure that the bank in which a scheme has STD do not invest in the said scheme until the scheme has STD with such bank

(f) The AMC will not charge any investment management and advisory fees for funds under a Plan parked in short term deposits of scheduled commercial banks.

(g) The above provisions will not apply to term deposits placed as margins for trading in cash and derivatives market.

7. A mutual fund scheme shall not invest in unlisted debt instruments including commercial papers, except Government Securities and other money market instruments.

Provided that Mutual Fund Schemes may invest in unlisted non-convertible debentures up to a maximum of 5% of the debt portfolio of the scheme subject to such conditions as may be specified by the Board from time to time: Provided further that mutual fund schemes shall comply with the norms under this para within the time and in the manner as may be specified by the Board.

Provided further that the norms for investments by mutual fund schemes in unrated debt instruments shall be

specified by the Board from time to time.

8. For the purpose listed debt instruments shall include listed and to be listed debt instruments.
All fresh investments by mutual fund schemes in CPs would be made only in CPs which are listed or to be listed and would be restricted to residual portion of 5%.

9. The Scheme shall not make any investment in:
(a) any unlisted security of an associate or group company of the sponsor; or
(b)any security issued by way of private placement by an associate or group company of the sponsor; or
(c) the listed securities of group companies of the sponsor which is in excess of 25 % of the net assets.

10. The Scheme shall not make any investment in any fund of funds scheme.

11. The Mutual Fund may borrow to meet liquidity needs, for the purpose of repurchase, redemption of units or payment of interest or IDCW to the Unitholders and such borrowings shall not exceed 20% of the net asset of the Scheme and duration of the borrowing shall not exceed 6 months. The Mutual Fund may borrow from permissible entities at prevailing market rates and may offer the assets of the Mutual Fund as collateral for such borrowing.

12. No sponsor of a mutual fund, its associate or group company including the asset management company of the fund, through the schemes of the mutual fund or otherwise, individually or collectively, directly or indirectly, have -
a. 10% or more of the share-holding or voting rights in the asset management company or the trustee company of any other mutual fund; or
b. representation on the board of the asset management company or the trustee company of any other mutual fund.

13. The Scheme will comply with any other Regulations applicable to the investments of Mutual Funds from time to time.

All investment restrictions shall be applicable at the time of making investments. The AMC/ Trustees from time to time may alter these investment restrictions in conformity with the SEBI Regulations, so as to permit the Scheme to make its investments in the full spectrum of permitted investments to achieve its investment objective.

14. No Mutual Fund under all its schemes shall own more than 10% of such instruments issued by a single issuer

i. A Mutual Fund scheme shall not invest –
   a. 10% of its NAV in debt and money market securities rated AAA; or
   b. 8% of its NAV in debt and money market securities rated AA; or
   c. 6% of its NAV in debt and money market securities rated A and below

   The above investment limits may be extended by up to 2% of the NAV of the scheme with prior approval of the Board of Trustees and Board of Directors of the AMC, subject to compliance with the overall 12%

limit, as specified at para 13.1 of SEBI Master Circular on Mutual Funds and other prudential limits with respect to the debt instruments.

The long term rating of issuers shall be considered for the money market instruments. However, if there is no long term rating available for the same issuer, then based on credit rating mapping of CRAs between short term and long term ratings, the most conservative long term rating shall be taken for a given short term rating. Exposure to government money market instruments such as TREPS on G-Sec/ T-bills shall be treated as exposure to government securities.

14. A mutual fund scheme shall not invest more than 5% of its NAV in debt instruments comprising money market instruments and non-money market instruments issued by a single issuer which are rated not below investment grade by a credit rating agency authorised to carry out such activity under the Act.

a Provided that such limit shall not be applicable for investments in Government Securities, treasury bills and collateralized borrowing and lending obligations:

b Provided further that investment within such limit can be made in mortgaged backed securitized debts which are rated not below investment grade by a credit rating agency registered with the Board:

The Scheme will comply with any other Regulations applicable to the investments of Mutual Funds from time to time.

C. FUNDAMENTAL ATTRIBUTES

Following are the Fundamental Attributes of the Scheme, in terms of para 1.9 of SEBI Master Circular on Mutual Funds:

(i) Type of a Scheme: An open ended scheme replicating/ tracking the total returns of Nifty 500 Total Return Index.

(ii) Investment Objective:

- **Main Objective**: Please refer to section 'Investment Objective'.
- **Investment pattern:** Please refer to section 'Asset Allocation'.

(iii) Terms of Issue:

- Liquidity Provisions: Provisions with respect to listing, repurchase, redemption, fees and expenses are mentioned in the SID.
- Aggregate fees and expenses charged to the scheme: The aggregate fee and expenses to be charged to the Scheme is detailed in Section I - Part III(C) of this document.
- Any Safety Net or Guarantee Provided: The Scheme does not provide any safety net or guarantee

In accordance with Regulation 22(9)(c)) of the SEBI (MF) Regulations, 2026 and Paragraph 1.9.2 of SEBI Master Circular for Mutual Funds the Trustees shall ensure that no change in the fundamental attributes of the Scheme(s) and the Plan(s) / Option(s) thereunder or the trust or fee and expenses payable or any other change which would modify the Scheme(s) and the Plan(s) / Option(s) thereunder and affect the interests of Unitholders is carried out unless:

• SEBI has reviewed and provided its comments on the proposal

• A written communication (including digital modes such as email/sms etc.) about the proposed change is sent to each Unitholder and details as specified by the Board are appropriately displayed on the website of the AMC; and

• The Unitholders are given an option for a period of atleast 30 calendar days to exit at the prevailing NAV without any exit load

D. INDEX METHODOLOGY:

About Nifty 500 Index

Index Objective - The NIFTY 500 represents the top 500 companies based on full market capitalisation and average daily turnover from the eligible universe.

Index Service provider - NSE Ltd.

Eligible universe – Stocks domiciled in India and traded at the National Stock Exchange (NSE).

Eligibility Criteria - 1. Free Float >= 10% or 6 month Average FF MCap >=25% of the 6 month Average MCap of the existing smallest index constituent by MCap in Nifty 500 Index.
2. Average Impact Cost <=1%.
3. Traded for >=90% days in the past six months.
4. Top 800 stocks by both average daily turnover and average daily full MCap based on last six months.

Stock selection –
1. Rank based on Market Capitalisation is <= 350.
2. Stocks with FF MCap>=1.5 times the FF Mcap of the smallest constituent in the index.

Weighting – Free Float market capitalization-weighted.

Reconstitution & Rebalancing – Semi-annually (March, September)

Principles of incentive structure for market makers (for ETFs):- The principles of incentive structure for market makers will be in line with the agreement with authorized participants.

For detailed Index Methodology visit: https://www.niftyindices.com/indices/equity/broad-based-indices/nifty-500

Index Constituents:

The table below lists the constituents of Nifty 500 Index as on September 30, 2026.

CONSTITUENT NAME	INDEX WEIGHT %	Impact Cost (%)
360 ONE WAM LTD.	0.14%	0.04
AADHAR HOUSING FINANCE LTD.	0.02%	0.07
AARTI INDUSTRIES LTD.	0.05%	0.04
AAVAS FINANCIERS LTD.	0.03%	0.06
ABB INDIA LTD.	0.19%	0.02
ABBOTT INDIA LTD.	0.07%	0.05
ADITYA BIRLA CAPITAL LTD.	0.17%	0.04
ALLIED BLENDERS AND DISTILLERS LTD.	0.02%	0.11
ADITYA BIRLA REAL ESTATE LTD.	0.03%	0.06
ADITYA BIRLA SUN LIFE AMC LTD.	0.04%	0.06
ACC LTD.	0.04%	0.04
ACTION CONSTRUCTION EQUIPMENT LTD.	0.03%	0.05
ACME SOLAR HOLDINGS LTD.	0.05%	0.06
ACUTAAS CHEMICALS LTD.	0.09%	0.04
ADANI ENERGY SOLUTIONS LTD.	0.22%	0.03
ADANI ENTERPRISES LTD.	0.51%	0.02
ADANI GREEN ENERGY LTD.	0.22%	0.02
ADANI PORTS AND SPECIAL ECONOMIC ZONE LTD.	0.73%	0.02
ADANI POWER LTD.	0.44%	0.03
AEGIS LOGISTICS LTD.	0.09%	0.04
AEGIS VOPAK TERMINALS LTD.	0.02%	0.09
AETHER INDUSTRIES LTD.	0.03%	0.06
AFCONS INFRASTRUCTURE LTD.	0.02%	0.06
AFFLE 3I LTD.	0.05%	0.05
AIA ENGINEERING LTD.	0.08%	0.06
AUTHUM INVESTMENT & INFRASTRUCTURE LTD.	0.08%	0.07
AJANTA PHARMACEUTICALS LTD.	0.09%	0.05
ALKEM LABORATORIES LTD.	0.16%	0.04
AMBER ENTERPRISES INDIA LTD.	0.08%	0.03
AMBUJA CEMENTS LTD.	0.12%	0.03
ANAND RATHI WEALTH LTD.	0.10%	0.04
ANANT RAJ LTD.	0.05%	0.04
ANGEL ONE LTD.	0.09%	0.03
ANTHEM BIOSCIENCES LTD.	0.05%	0.05
ANUPAM RASAYAN INDIA LTD.	0.02%	0.05
APAR INDUSTRIES LTD.	0.17%	0.04

APL APOLLO TUBES LTD.	0.21%	0.04
APOLLO HOSPITALS ENTERPRISE LTD.	0.44%	0.01
APOLLO TYRES LTD.	0.07%	0.04
APTUS VALUE HOUSING FINANCE INDIA LTD.	0.04%	0.05
AMARA RAJA ENERGY & MOBILITY LTD.	0.05%	0.04
ASAHI INDIA GLASS LTD.	0.06%	0.07
ASHOK LEYLAND LTD.	0.23%	0.02
ASIAN PAINTS LTD.	0.57%	0.02
ASTER DM QUALITY CARE LTD.	0.10%	0.04
ASTRAL LTD.	0.09%	0.04
ADANI TOTAL GAS LTD.	0.09%	0.04
ATHER ENERGY LTD.	0.14%	0.04
ATUL LTD.	0.05%	0.05
AU SMALL FINANCE BANK LTD.	0.31%	0.03
AUROBINDO PHARMA LTD.	0.24%	0.02
AVANTI FEEDS LTD.	0.01%	0.05
AWL AGRI BUSINESS LTD.	0.05%	0.04
AXIS BANK LTD.	1.84%	0.01
AZAD ENGINEERING LTD.	0.04%	0.05
BAGMANE PRIME OFFICE REIT	0.03%	0.05
BAJAJ AUTO LTD.	0.62%	0.02
BAJAJ FINSERV LTD.	0.52%	0.03
BAJAJ HOUSING FINANCE LTD.	0.05%	0.04
BAJAJ HOLDINGS & INVESTMENT LTD.	0.24%	0.03
BAJAJ FINANCE LTD.	1.36%	0.01
BALKRISHNA INDUSTRIES LTD.	0.09%	0.05
BALRAMPUR CHINI MILLS LTD.	0.04%	0.04
BANDHAN BANK LTD.	0.09%	0.03
BANK OF BARODA	0.22%	0.03
BANK OF INDIA	0.08%	0.03
BATA INDIA LTD.	0.02%	0.05
BLACK BOX LTD.	0.02%	0.06
BHARAT DYNAMICS LTD.	0.05%	0.03
BHARAT ELECTRONICS LTD.	0.72%	0.02
BELRISE INDUSTRIES LTD.	0.05%	0.05
BEML LTD.	0.04%	0.04
BERGER PAINTS INDIA LTD.	0.07%	0.05
BHARAT COKING COAL LTD.	0.01%	0.06
BHARAT FORGE LTD.	0.28%	0.02
BHARTI AIRTEL LTD.	2.78%	0.01

BHARTI HEXACOM LTD.	0.06%	0.07
BHARAT HEAVY ELECTRICALS LTD.	0.32%	0.02
BIOCON LTD.	0.13%	0.03
BROOKFIELD INDIA REAL ESTATE TRUST	0.12%	0.04
BLS INTERNATIONAL SERVICES LTD.	0.01%	0.06
BLUE STAR LTD.	0.10%	0.04
BOSCH LTD.	0.21%	0.03
BHARAT PETROLEUM CORPORATION LTD.	0.32%	0.02
BRIGADE ENTERPRISES LTD.	0.06%	0.06
BRITANNIA INDUSTRIES LTD.	0.30%	0.02
BSE LTD.	0.66%	-
BIRLASOFT LTD.	0.02%	0.05
COMPUTER AGE MANAGEMENT SERVICES LTD.	0.08%	0.03
CANARA BANK	0.21%	0.03
CAN FIN HOMES LTD.	0.03%	0.05
CANARA HSBC LIFE INSURANCE COMPANY LTD.	0.03%	0.08
CAPLIN POINT LABORATORIES LTD.	0.03%	0.05
CARBORUNDUM UNIVERSAL LTD.	0.08%	0.06
CARTRADE TECH LTD.	0.06%	0.04
CASTROL INDIA LTD.	0.05%	0.03
CCL PRODUCTS (I) LTD.	0.04%	0.06
CENTRAL DEPOSITORY SERVICES (INDIA) LTD.	0.12%	-
CEAT LTD.	0.04%	0.05
CEMINDIA PROJECTS LTD.	0.03%	0.10
CENTRAL BANK OF INDIA	0.03%	0.05
CESC LTD.	0.04%	0.04
CAPRI GLOBAL CAPITAL LTD.	0.05%	0.05
CG POWER AND INDUSTRIAL SOLUTIONS LTD.	0.31%	0.02
CHAMBAL FERTILIZERS & CHEMICALS LTD.	0.03%	0.04
CHENNAI PETROLEUM CORPORATION LTD.	0.04%	0.03
CHOICE INTERNATIONAL LTD.	0.03%	0.04
CHOLAMANDALAM INVESTMENT AND FINANCE COMPANY LTD.	0.37%	0.02
CHOLAMANDALAM FINANCIAL HOLDINGS LTD.	0.07%	0.07
CIE AUTOMOTIVE INDIA LTD.	0.03%	0.07
CIPLA LTD.	0.39%	0.02
CLEAN SCIENCE AND TECHNOLOGY LTD.	0.02%	0.06
CLEAN MAX ENVIRO ENERGY SOLUTIONS LTD.	0.02%	0.08
CENTRAL MINE PLANNING & DESIGN INSTITUTE LTD.	0.01%	0.07
COAL INDIA LTD.	0.53%	0.02
COCHIN SHIPYARD LTD.	0.07%	0.03

COFORGE LTD.	0.32%	0.02
COHANCE LIFESCIENCES LTD.	0.04%	0.07
COLGATE PALMOLIVE (INDIA) LTD.	0.12%	0.03
CONTAINER CORPORATION OF INDIA LTD.	0.08%	0.03
CONCORD BIOTECH LTD.	0.02%	0.07
COROMANDEL INTERNATIONAL LTD.	0.11%	0.04
ADITYA INFOTECH LTD.	0.05%	0.07
CRAFTSMAN AUTOMATION LTD.	0.08%	0.05
CREDITACCESS GRAMEEN LTD.	0.04%	0.05
CRISIL LTD.	0.06%	0.05
CROMPTON GREAVES CONSUMER ELECTRICALS LTD.	0.07%	0.04
CITY UNION BANK LTD.	0.11%	0.04
CUMMINS INDIA LTD.	0.33%	0.02
CUPID LTD.	0.11%	0.04
CYIENT LTD.	0.04%	0.04
DABUR INDIA LTD.	0.12%	0.02
DALMIA BHARAT LTD.	0.07%	0.05
DATA PATTERNS (INDIA) LTD.	0.07%	0.04
DEEPAK FERTILISERS & PETROCHEMICALS CORP. LTD.	0.05%	0.04
DEEPAK NITRITE LTD.	0.05%	0.06
DELHIVERY LTD.	0.13%	0.04
DEVYANI INTERNATIONAL LTD.	0.03%	0.05
DIVI'S LABORATORIES LTD.	0.61%	0.03
DIXON TECHNOLOGIES (INDIA) LTD.	0.28%	0.02
DLF LTD.	0.23%	0.03
AVENUE SUPERMARTS LTD.	0.32%	0.03
DOMS INDUSTRIES LTD.	0.02%	0.07
DR. REDDY'S LABORATORIES LTD.	0.39%	0.02
DUMMY HEG LTD.	0.02%	-
ECLERX SERVICES LTD.	0.04%	0.07
EICHER MOTORS LTD.	0.51%	0.01
E.I.D. PARRY (INDIA) LTD.	0.04%	0.05
EIH LTD.	0.03%	0.09
ELECON ENGINEERING CO. LTD.	0.02%	0.07
ELGI EQUIPMENTS LTD.	0.07%	0.05
EMAMI LTD.	0.04%	0.07
EMBASSY OFFICE PARKS REIT	0.20%	0.03
EMCURE PHARMACEUTICALS LTD.	0.04%	0.07
EMMVEE PHOTOVOLTAIC POWER LTD.	0.02%	0.07
ENDURANCE TECHNOLOGIES LTD.	0.05%	0.06

ENGINEERS INDIA LTD.	0.04%	0.04
SIEMENS ENERGY INDIA LTD.	0.15%	0.05
ESCORTS KUBOTA LTD.	0.05%	0.04
ETERNAL LTD.	1.21%	0.02
EXIDE INDUSTRIES LTD.	0.10%	0.03
FERTILISERS AND CHEMICALS TRAVANCORE LTD.	0.02%	0.05
FEDERAL BANK LTD.	0.41%	0.02
FINOLEX CABLES LTD.	0.06%	0.04
BRAINBEES SOLUTIONS LTD.	0.02%	0.08
FIVE-STAR BUSINESS FINANCE LTD.	0.05%	0.06
GUJARAT FLUOROCHEMICALS LTD.	0.10%	0.06
FORCE MOTORS LTD.	0.04%	0.04
FORTIS HEALTHCARE LTD.	0.21%	0.03
FRACTAL ANALYTICS LTD.	0.02%	0.08
FIRSTSOURCE SOLUTIONS LTD.	0.04%	0.05
GABRIEL INDIA LTD.	0.04%	0.05
GAIL (INDIA) LTD.	0.24%	0.03
GALLANTT ISPAT LTD.	0.01%	0.14
GREAT EASTERN SHIPPING CO. LTD.	0.08%	0.05
GENERAL INSURANCE CORPORATION OF INDIA	0.07%	0.05
GILLETTE INDIA LTD.	0.03%	0.05
GLAND PHARMA LTD.	0.12%	0.04
GLAXOSMITHKLINE PHARMACEUTICALS LTD.	0.06%	0.05
GLENMARK PHARMACEUTICALS LTD.	0.18%	0.03
GUJARAT MINERAL DEVELOPMENT CORPORATION LTD.	0.02%	0.04
GMR AIRPORTS LTD.	0.17%	0.03
GODFREY PHILLIPS INDIA LTD.	0.04%	0.03
GODREJ CONSUMER PRODUCTS LTD.	0.18%	0.04
GODREJ INDUSTRIES LTD.	0.02%	0.10
GODREJ PROPERTIES LTD.	0.11%	0.04
GODAWARI POWER & ISPAT LTD.	0.03%	0.06
GRANULES INDIA LTD.	0.07%	0.05
GRAPHITE INDIA LTD.	0.03%	0.04
GRASIM INDUSTRIES LTD.	0.60%	0.02
GRAVITA INDIA LTD.	0.02%	0.06
BILLIONBRAINS GARAGE VENTURES LTD.	0.14%	0.04
GARDEN REACH SHIPBUILDERS & ENGINEERS LTD.	0.03%	0.03
GE VERNOVA T&D INDIA LTD.	0.27%	0.04
HINDUSTAN AERONAUTICS LTD.	0.46%	0.02
HAVELLS INDIA LTD.	0.13%	0.03

HBL ENGINEERING LTD.	0.05%	0.05
HCL TECHNOLOGIES LTD.	0.67%	0.02
HDB FINANCIAL SERVICES LTD.	0.07%	0.05
HDFC ASSET MANAGEMENT COMPANY LTD.	0.24%	0.03
HDFC BANK LTD.	5.66%	0.01
HDFC LIFE INSURANCE COMPANY LTD.	0.29%	0.02
HEG ADVANCED MATERIALS LTD.	0.01%	0.06
HERO MOTOCORP LTD.	0.35%	0.02
HEXAWARE TECHNOLOGIES LTD.	0.04%	0.07
HFCL LTD.	0.12%	0.05
HINDALCO INDUSTRIES LTD.	0.71%	0.02
HINDUSTAN COPPER LTD.	0.10%	0.03
HINDUSTAN PETROLEUM CORPORATION LTD.	0.18%	0.02
HINDUSTAN UNILEVER LTD.	0.87%	0.02
HINDUSTAN ZINC LTD.	0.14%	0.02
HOME FIRST FINANCE COMPANY INDIA LTD.	0.06%	0.06
HONASA CONSUMER LTD.	0.03%	0.07
HONEYWELL AUTOMATION INDIA LTD.	0.04%	0.06
HIMADRI SPECIALITY CHEMICAL LTD.	0.08%	0.04
HOUSING & URBAN DEVELOPMENT CORPORATION LTD.	0.04%	0.05
HYUNDAI MOTOR INDIA LTD.	0.15%	0.03
ICICI PRUDENTIAL ASSET MANAGEMENT COMPANY LTD.	0.10%	0.05
ICICI BANK LTD.	4.93%	0.01
ICICI LOMBARD GENERAL INSURANCE COMPANY LTD.	0.20%	0.04
ICICI PRUDENTIAL LIFE INSURANCE COMPANY LTD.	0.09%	0.04
IDBI BANK LTD.	0.02%	0.05
VODAFONE IDEA LTD.	0.19%	0.06
IDFC FIRST BANK LTD.	0.28%	0.03
INDIAN ENERGY EXCHANGE LTD.	0.04%	0.03
IFCI LTD.	0.02%	0.05
INTERNATIONAL GEMOLOGICAL INSTITUTE LTD.	0.02%	0.09
INDRAPRASTHA GAS LTD.	0.05%	0.05
IIFL FINANCE LTD.	0.07%	0.05
INVENTURUS KNOWLEDGE SOLUTIONS LTD.	0.05%	0.07
INDIAN HOTELS CO. LTD.	0.33%	0.02
INDIA CEMENTS LTD.	0.01%	0.08
INDIAMART INTERMESH LTD.	0.03%	0.05
INDIAN BANK	0.15%	0.03
INTERGLOBE AVIATION LTD.	0.59%	0.02
INDUSIND BANK LTD.	0.31%	0.03

INDUS TOWERS LTD.	0.25%	0.03
INFOSYS LTD.	1.83%	0.01
INOX INDIA LTD.	0.02%	0.07
INOX WIND LTD.	0.03%	0.04
INTELLECT DESIGN ARENA LTD.	0.03%	0.06
INDIAN OVERSEAS BANK	0.02%	0.06
INDIAN OIL CORPORATION LTD.	0.26%	0.02
IPCA LABORATORIES LTD.	0.14%	0.05
IRB INFRASTRUCTURE DEVELOPERS LTD.	0.04%	0.06
IRCON INTERNATIONAL LTD.	0.02%	0.05
INDIAN RAILWAY CATERING AND TOURISM CORPORATION LTD.	0.07%	0.03
INDIAN RENEWABLE ENERGY DEVELOPMENT AGENCY LTD.	0.05%	0.04
INDIAN RAILWAY FINANCE CORPORATION LTD.	0.09%	0.03
ITC LTD.	1.32%	0.02
ITC HOTELS LTD.	0.10%	0.05
ITI LTD.	0.01%	0.06
JAMMU & KASHMIR BANK LTD.	0.03%	0.05
JAIN RESOURCE RECYCLING LTD.	0.01%	0.07
JBM AUTO LTD.	0.01%	0.05
JINDAL SAW LTD.	0.03%	0.05
JINDAL STEEL LTD.	0.22%	0.03
JIO FINANCIAL SERVICES LTD.	0.37%	0.02
J.K. CEMENT LTD.	0.11%	0.05
JK TYRE & INDUSTRIES LTD.	0.02%	0.05
JM FINANCIAL LTD.	0.03%	0.05
JAIPRAKASH POWER VENTURES LTD.	0.04%	0.06
JINDAL STAINLESS LTD.	0.12%	0.05
JSW CEMENT LTD.	0.02%	0.06
JSW ENERGY LTD.	0.16%	0.03
JSW INFRASTRUCTURE LTD.	0.11%	0.05
JSW STEEL LTD.	0.63%	0.03
JUBILANT FOODWORKS LTD.	0.09%	0.04
JUBILANT INGREVIA LTD.	0.03%	0.07
JUPITER WAGONS LTD.	0.02%	0.06
JYOTI CNC AUTOMATION LTD.	0.05%	0.06
KAJARIA CERAMICS LTD.	0.05%	0.05
KALYAN JEWELLERS INDIA LTD.	0.11%	0.03
KARUR VYSYA BANK LTD.	0.16%	0.03
KAYNES TECHNOLOGY INDIA LTD.	0.06%	0.03
KEC INTERNATIONAL LTD.	0.03%	0.05

KEI INDUSTRIES LTD.	0.14%	0.03
KFIN TECHNOLOGIES LTD.	0.06%	0.04
KRISHNA INSTITUTE OF MEDICAL SCIENCES LTD.	0.10%	0.05
KIRLOSKAR BROTHERS LTD.	0.02%	0.08
KIRLOSKAR OIL ENG LTD.	0.10%	0.06
KOTAK MAHINDRA BANK LTD.	1.60%	0.02
KALPATARU PROJECTS INTERNATIONAL LTD.	0.08%	0.05
KPIT TECHNOLOGIES LTD.	0.04%	0.03
K.P.R. MILL LTD.	0.06%	0.06
KSB LTD.	0.02%	0.07
DR. LAL PATH LABS LTD.	0.08%	0.06
LAURUS LABS LTD.	0.40%	0.02
LEMON TREE HOTELS LTD.	0.03%	0.04
LENSKART SOLUTIONS LTD.	0.26%	0.04
LG ELECTRONICS INDIA LTD.	0.09%	0.05
LIC HOUSING FINANCE LTD.	0.08%	0.02
LIFE INSURANCE CORPORATION OF INDIA	0.26%	0.02
LINDE INDIA LTD.	0.07%	0.05
LLOYDS METALS AND ENERGY LTD.	0.13%	0.05
LODHA DEVELOPERS LTD.	0.18%	0.03
LARSEN & TOUBRO LTD.	2.29%	0.01
L&T FINANCE LTD.	0.12%	0.04
LT FOODS LTD.	0.03%	0.06
LTM LTD.	0.20%	0.04
L&T TECHNOLOGY SERVICES LTD.	0.05%	0.06
LUPIN LTD.	0.26%	0.02
MAHINDRA & MAHINDRA LTD.	1.37%	0.01
MAHINDRA & MAHINDRA FINANCIAL SERVICES LTD.	0.11%	0.05
BANK OF MAHARASHTRA	0.08%	0.04
MANAPPURAM FINANCE LTD.	0.09%	0.04
MANKIND PHARMA LTD.	0.15%	0.04
MARICO LTD.	0.22%	0.02
MARUTI SUZUKI INDIA LTD.	0.81%	0.02
MAX HEALTHCARE INSTITUTE LTD.	0.36%	0.03
MAZAGOAN DOCK SHIPBUILDERS LTD.	0.08%	0.02
MULTI COMMODITY EXCHANGE OF INDIA LTD.	0.44%	0.02
GLOBAL HEALTH LTD.	0.06%	0.06
MEESHO LTD.	0.11%	0.05
MAX FINANCIAL SERVICES LTD.	0.19%	0.03
MAHANAGAR GAS LTD.	0.03%	0.06

MINDA CORPORATION LTD.	0.03%	0.06
MMTC LTD.	0.00%	0.07
SAMVARDHANA MOTHERSON INTERNATIONAL LTD.	0.38%	0.02
MOTILAL OSWAL FINANCIAL SERVICES LTD.	0.08%	0.04
MPHASIS LTD.	0.15%	0.03
MRF LTD.	0.13%	0.03
MANGALORE REFINERY & PETROCHEMICALS LTD.	0.02%	0.03
MOTHERSON SUMI WIRING INDIA LTD.	0.05%	0.05
MTAR TECHNOLOGIES LTD.	0.09%	0.12
MUTHOOT FINANCE LTD.	0.15%	0.03
NIPPON LIFE INDIA ASSET MANAGEMENT LTD.	0.10%	0.03
NATCO PHARMA LTD.	0.04%	0.04
NATIONAL ALUMINIUM CO. LTD.	0.16%	0.02
INFO EDGE (INDIA) LTD.	0.25%	0.03
NAVA LTD.	0.04%	0.06
NAVIN FLUORINE INTERNATIONAL LTD.	0.16%	0.04
NBCC (INDIA) LTD.	0.04%	0.04
NCC LTD.	0.03%	0.04
NESTLE INDIA LTD.	0.49%	0.02
NETWEB TECHNOLOGIES INDIA LTD.	0.05%	0.03
NEULAND LABORATORIES LTD.	0.10%	0.04
NARAYANA HRUDAYALAYA LTD.	0.06%	0.05
NHPC LTD.	0.14%	0.03
THE NEW INDIA ASSURANCE COMPANY LTD.	0.02%	0.05
NLC INDIA LTD.	0.05%	0.04
NMDC LTD.	0.14%	0.03
NMDC STEEL LTD.	0.02%	0.06
NTPC LTD.	0.80%	0.02
NTPC GREEN ENERGY LTD.	0.05%	0.05
NUVAMA WEALTH MANAGEMENT LTD.	0.07%	0.05
NUVOCO VISTAS CORPORATION LTD.	0.02%	0.07
FSN E-COMMERCE VENTURES LTD.	0.23%	0.03
OBEROI REALTY LTD.	0.11%	0.04
ORACLE FINANCIAL SERVICES SOFTWARE LTD.	0.13%	0.03
OIL INDIA LTD.	0.13%	0.03
OLA ELECTRIC MOBILITY LTD.	0.04%	0.05
OLECTRA GREENTECH LTD.	0.02%	0.04
ONESOURCE SPECIALTY PHARMA LTD.	0.06%	0.07
OIL & NATURAL GAS CORPORATION LTD.	0.46%	0.02
PAGE INDUSTRIES LTD.	0.12%	0.03

PARADEEP PHOSPHATES LTD.	0.03%	0.04
PATANJALI FOODS LTD.	0.07%	0.04
ONE 97 COMMUNICATIONS LTD.	0.38%	0.03
PCBL CHEMICAL LTD.	0.03%	0.05
PERSISTENT SYSTEMS LTD.	0.30%	0.03
PETRONET LNG LTD.	0.11%	0.03
POWER FINANCE CORPORATION LTD.	0.25%	0.02
PRIME FOCUS LTD.	0.02%	0.33
PG ELECTROPLAST LTD.	0.04%	0.04
PHOENIX MILLS LTD.	0.19%	0.04
PIDILITE INDUSTRIES LTD.	0.24%	0.02
PI INDUSTRIES LTD.	0.10%	0.04
PINE LABS LTD.	0.05%	0.06
PIRAMAL FINANCE LTD.	0.14%	0.05
PUNJAB NATIONAL BANK	0.20%	0.02
PNB HOUSING FINANCE LTD.	0.11%	0.04
PB FINTECH LTD.	0.20%	0.03
POLYCAB INDIA LTD.	0.22%	0.02
POLY MEDICURE LTD.	0.03%	0.07
POONAWALLA FINCORP LTD.	0.08%	0.04
POWER GRID CORPORATION OF INDIA LTD.	0.61%	0.03
HITACHI ENERGY INDIA LTD.	0.20%	0.03
PIRAMAL PHARMA LTD.	0.07%	0.05
PREMIER ENERGIES LTD.	0.07%	0.04
PRESTIGE ESTATES PROJECTS LTD.	0.13%	0.04
PRIVI SPECIALITY CHEMICALS LTD.	0.02%	0.06
PTC INDUSTRIES LTD.	0.07%	0.06
PVR INOX LTD.	0.05%	0.05
PHYSICSWALLAH LTD.	0.04%	0.05
RADICO KHAITAN LTD	0.18%	0.03
RAILTEL CORPORATION OF INDIA LTD.	0.01%	0.05
RAINBOW CHILDRENS MEDICARE LTD.	0.03%	0.06
THE RAMCO CEMENTS LTD.	0.06%	0.06
RBL BANK LTD.	0.13%	0.04
REC LTD.	0.19%	0.03
REDINGTON LTD.	0.13%	0.05
RELIANCE INDUSTRIES LTD.	4.13%	0.01
RHI MAGNESITA INDIA LTD.	0.01%	0.09
RITES LTD.	0.01%	0.05
RAMKRISHNA FORGINGS LTD.	0.04%	0.06

RELIANCE POWER LTD.	0.03%	0.06
R R KABEL LTD.	0.04%	0.05
RUBICON RESEARCH LTD.	0.03%	0.07
RAIL VIKAS NIGAM LTD.	0.06%	0.03
SAGILITY LTD.	0.05%	0.05
STEEL AUTHORITY OF INDIA LTD.	0.14%	0.02
SAI LIFE SCIENCES LTD.	0.11%	0.05
SAMMAAN CAPITAL LTD.	0.06%	0.05
SANSERA ENGINEERING LTD.	0.10%	0.05
SARDA ENERGY AND MINERALS LTD.	0.02%	0.07
SBI CARDS AND PAYMENT SERVICES LTD.	0.09%	0.04
SBI LIFE INSURANCE COMPANY LTD.	0.40%	0.03
STATE BANK OF INDIA	2.07%	0.01
SCHAEFFLER INDIA LTD.	0.08%	0.05
SCHNEIDER ELECTRIC INFRASTRUCTURE LTD.	0.04%	0.19
SHIPPING CORPORATION OF INDIA LTD.	0.02%	0.04
SHREE CEMENT LTD.	0.16%	0.04
SPR AUTO TECHNOLOGIES LTD.	0.04%	0.06
SHRIRAM FINANCE LTD.	0.72%	0.02
SHYAM METALICS AND ENERGY LTD.	0.04%	0.05
SIEMENS LTD.	0.17%	0.03
SIGNATUREGLOBAL (INDIA) LTD.	0.01%	0.08
SJVN LTD.	0.02%	0.05
SOBHA LTD.	0.03%	0.07
SOLAR INDUSTRIES INDIA LTD.	0.25%	0.03
SONA BLW PRECISION FORGINGS LTD.	0.19%	0.03
SRF LTD.	0.19%	0.03
STAR HEALTH AND ALLIED INSURANCE COMPANY LTD.	0.07%	0.06
STERLITE TECHNOLOGIES LTD.	0.14%	0.21
SUMITOMO CHEMICAL INDIA LTD.	0.03%	0.08
SUNDARAM FINANCE LTD.	0.16%	0.05
SUN PHARMACEUTICAL INDUSTRIES LTD.	1.00%	0.02
SUN TV NETWORK LTD.	0.03%	0.06
SUPREME INDUSTRIES LTD.	0.12%	0.03
SUZLON ENERGY LTD.	0.25%	0.02
SWAN CORP LTD.	0.02%	0.07
SWIGGY LTD.	0.20%	0.03
SYNGENE INTERNATIONAL LTD.	0.04%	0.05
SYRMA SGS TECHNOLOGY LTD.	0.07%	0.04
TRANSFORMERS AND RECTIFIERS (INDIA) LTD.	0.02%	0.05

TATA CAPITAL LTD.	0.09%	0.05
TATA CHEMICALS LTD.	0.05%	0.04
TATA COMMUNICATIONS LTD.	0.10%	0.04
TATA CONSUMER PRODUCTS LTD.	0.32%	0.03
TATA ELXSI LTD.	0.06%	0.03
TATA INVESTMENT CORPORATION LTD.	0.04%	0.05
TATA POWER CO. LTD.	0.31%	0.02
TATA STEEL LTD.	0.80%	0.02
TATA TECHNOLOGIES LTD.	0.06%	0.04
TBO TEK LTD.	0.03%	0.08
TATA CONSULTANCY SERVICES LTD.	1.09%	0.01
TD POWER SYSTEMS LTD.	0.09%	0.06
TECH MAHINDRA LTD.	0.50%	0.02
TECHNO ELECTRIC & ENGINEERING COMPANY LTD.	0.03%	0.06
TEGA INDUSTRIES LTD.	0.02%	0.08
TEJAS NETWORKS LTD.	0.02%	0.05
TENNECO CLEAN AIR INDIA LTD.	0.03%	0.07
THANGAMAYIL JEWELLERY LTD.	0.03%	0.08
THERMAX LTD.	0.07%	0.04
TUBE INVESTMENTS OF INDIA LTD.	0.13%	0.03
TIMKEN INDIA LTD.	0.06%	0.08
TITAGARH RAIL SYSTEMS LTD.	0.03%	0.05
TITAN COMPANY LTD.	0.99%	0.02
TATA MOTORS LTD.	0.46%	0.03
TATA MOTORS PASSENGER VEHICLES LTD.	0.31%	0.02
TORRENT PHARMACEUTICALS LTD.	0.37%	0.03
TORRENT POWER LTD.	0.12%	0.05
TRENT LTD.	0.45%	0.02
TRIDENT LTD.	0.01%	0.06
TRIVENI TURBINE LTD.	0.03%	0.06
TATA TELESERVICES (MAHARASHTRA) LTD.	0.01%	0.07
TVS MOTOR COMPANY LTD.	0.50%	0.02
UNITED BREWERIES LTD.	0.04%	0.06
UCO BANK	0.01%	0.06
ULTRATECH CEMENT LTD.	0.68%	0.02
UNION BANK OF INDIA	0.17%	0.03
UNITED SPIRITS LTD.	0.21%	0.03
UNO MINDA LTD.	0.11%	0.04
UPL LTD.	0.16%	0.03
URBAN COMPANY LTD.	0.03%	0.06

USHA MARTIN LTD.	0.05%	0.06
UTI ASSET MANAGEMENT COMPANY LTD.	0.02%	0.05
VEDANTA ALUMINIUM METAL LTD.	0.36%	0.05
VARUN BEVERAGES LTD.	0.31%	0.02
VEDANTA LTD.	0.24%	0.02
VEDANTA POWER LTD.	0.03%	0.08
VIJAYA DIAGNOSTIC CENTRE LTD.	0.04%	0.06
VEDANTA IRON AND STEEL LTD.	0.03%	0.06
VISHAL MEGA MART LTD.	0.15%	0.04
VEDANTA OIL AND GAS LTD.	0.03%	0.07
VOLTAS LTD.	0.13%	0.03
VARDHMAN TEXTILES LTD.	0.03%	0.06
WAAREE ENERGIES LTD.	0.12%	0.02
WELSPUN CORP LTD.	0.19%	0.04
WELSPUN LIVING LTD.	0.04%	0.05
WHIRLPOOL OF INDIA LTD.	0.04%	0.06
WIPRO LTD.	0.22%	0.02
WOCKHARDT LTD.	0.09%	0.04
YES BANK LTD.	0.19%	0.04
ZEE ENTERTAINMENT ENTERPRISES LTD.	0.04%	0.04
ZENSAR TECHNOLGIES LTD.	0.03%	0.04
ZEN TECHNOLOGIES LTD.	0.04%	0.04
ZF COMMERCIAL VEHICLE CONTROL SYSTEMS INDIA LTD.	0.06%	0.07
ZYDUS LIFESCIENCES LTD.	0.15%	0.03
ZYDUS WELLNESS LTD.	0.03%	0.07

Please click on the Downloads section for full list of index components
https://www.niftyindices.com/indices/equity/broad-based-indices/nifty-500
-

Index Performance as on September 30, 2026:

Stats	Annualized returns	Annualized Volatility
1 Year	-2.03%	14.06%
3 Year	9.50%	14.29%
5 Year	9.04%	14.41%
7 Year	14.21%	17.31%
10 Year	12.76%	16.12%

15 Year	13.32%	15.99

Compliance w.r.t. para 4.3 of SEBI Master Circular on Mutual Funds Portfolio Concentration Norms for Equity Exchange Traded Funds (ETFs) and Index Funds:

In order to address the risk related to portfolio concentration in ETFs, it has been decided to adopt the following norms:
a) The index shall have a minimum of 10 stocks as its constituents.

b) For a sectoral/ thematic Index, no single stock shall have more than 35% weight in the index. For other than sectoral/ thematic indices, no single stock shall have more than 25% weight in the index.

c) The weightage of the top three constituents of the index, cumulatively shall not be more than 65% of the Index.

d) The individual constituent of the index shall have a trading frequency greater than or equal to 80% and an average impact cost of 1% or less over previous six months.

With respect to the above, Motilal Oswal Nifty 500 ETF ensures compliance with the aforesaid norms.

Particular	**Parameter**
Total Number of Securities	500
Highest Weight of a Security in Index	7.9%
Total weight of Top 3 Constituents	18.1%
Minimum Frequency of Trading 6 Months	80%

The Fund Manager reserves the right to invest in such instruments and securities as may be permitted from time to time and which are in line with the investment objective of the scheme it should include subject to prior approval from SEBI, if any.

Computation of Unit creation for Subscription and Redemption of Units directly with the Fund by Market Makers/ Authorized Participants

Each Creation Unit consists of 20,00,000 units of Motilal Oswal Nifty 500 ETF. The Creation Unit is made up of 2 components i.e. Portfolio Deposit and Cash Component. The Portfolio Deposit will be determined by the Fund as per the weights of each security in the Underlying Index. The value of this Portfolio Deposit will change due to change in prices during the day. The number of Motilal Oswal Nifty 500ETF that investors can create / redeem is 20,00,000 units of each security that constitute the Portfolio Deposit will remain constant unless there is any corporate action in the Underlying Index or there is a rebalance in the Underlying Index.

The example of Creation Unit as September 30, 2026 for Motilal Oswal Nifty 500 ETF is as follows:

Company	Price	Index Weight	Quantity	Amount
HDFC Bank Ltd	708.70	5.66 %	3606	25,55,572.20
ICICI Bank Ltd	1,321.70	4.93 %	1686	22,28,386.20
Reliance Industries Ltd	1,187.00	4.13 %	1573	18,67,151.00
Bharti Airtel Ltd	1,757.00	2.78 %	716	12,58,012.00
Larsen & Toubro Ltd	3,760.00	2.29 %	275	10,34,000.00
State Bank of India	959.50	2.06 %	972	9,32,634.00
Axis Bank Ltd	1,226.00	1.83 %	676	8,28,776.00
Infosys Ltd	994.10	1.83 %	831	8,26,097.10
Kotak Mahindra Bank Ltd	417.00	1.60 %	1733	7,22,661.00
Mahindra & Mahindra Ltd	2,950.00	1.37 %	210	6,19,500.00
Bajaj Finance Ltd	959.40	1.36 %	642	6,15,934.80
ITC Ltd	262.75	1.32 %	2268	5,95,917.00
Eternal Limited	320.00	1.21 %	1705	5,45,600.00
Tata Consultancy Services Ltd	2,050.60	1.09 %	240	4,92,144.00
Sun Pharmaceutical Industries Limited	1,816.60	1.00 %	249	4,52,333.40
Titan Company Limited	4,587.00	0.98 %	97	4,44,939.00
Hindustan Unilever Ltd	1,879.10	0.87 %	209	3,92,731.90
Maruti Suzuki India Ltd	11,967.00	0.82 %	31	3,70,977.00
NTPC Ltd	322.75	0.80 %	1118	3,60,834.50
Tata Steel Ltd	184.30	0.80 %	1952	3,59,753.60
Adani Ports and Special Economic Zone Ltd	1,798.30	0.73 %	184	3,30,887.20
Bharat Electronics Ltd	388.30	0.72 %	843	3,27,336.90
Shriram Finance Limited	982.70	0.72 %	330	3,24,291.00
Hindalco Industries Ltd	941.80	0.71 %	341	3,21,153.80
Ultratech Cement Ltd	10,956.00	0.68 %	28	3,06,768.00
HCL Technologies Ltd	1,230.00	0.68 %	248	3,05,040.00
BSE Limited	3,092.00	0.66 %	96	2,96,832.00
JSW Steel Ltd	1,253.40	0.63 %	227	2,84,521.80
Bajaj Auto Ltd	10,874.00	0.63 %	26	2,82,724.00
Divis Laboratories Ltd	9,291.50	0.62 %	30	2,78,745.00
Power Grid Corporation of India Ltd	260.50	0.61 %	1065	2,77,432.50
Grasim Industries Ltd	3,061.90	0.60 %	89	2,72,509.10
Interglobe Aviation Ltd	4,984.00	0.58 %	53	2,64,152.00
Asian Paints Ltd	2,402.60	0.56 %	106	2,54,675.60
Coal India Ltd	425.00	0.53 %	564	2,39,700.00
Bajaj Finserv Ltd	1,731.00	0.52 %	137	2,37,147.00

Adani Enterprises Ltd	2,903.40	0.51 %	80	2,32,272.00
Eicher Motors Limited	7,150.00	0.51 %	32	2,28,800.00
Tech Mahindra Ltd	1,524.00	0.50 %	149	2,27,076.00
TVS Motor Company Ltd	4,106.00	0.50 %	55	2,25,830.00
Nestle India Limited	1,310.00	0.49 %	169	2,21,390.00
Hindustan Aeronautics Limited	4,668.00	0.46 %	45	2,10,060.00
Tata Motors Ltd	421.65	0.46 %	492	2,07,451.80
Oil & Natural Gas Corporation Ltd	225.80	0.46 %	914	2,06,381.20
Trent Ltd	2,621.60	0.45 %	78	2,04,484.80
Adani Power Ltd	204.00	0.44 %	979	1,99,716.00
Multi Commodity Exchange of India Ltd	3,300.40	0.44 %	60	1,98,024.00
Apollo Hospitals Enterprise Limited	8,165.50	0.43 %	24	1,95,972.00
The Federal Bank Limited	317.40	0.41 %	581	1,84,409.40
Laurus Labs Limited	1,980.00	0.40 %	92	1,82,160.00
SBI Life Insurance Company Limited	1,696.40	0.40 %	106	1,79,818.40
Cipla Ltd	1,346.00	0.39 %	132	1,77,672.00
Dr Reddys Laboratories Ltd	1,233.00	0.39 %	144	1,77,552.00
Samvardhana Motherson International Ltd	163.26	0.38 %	1039	1,69,627.14
One 97 Communications Limited	1,678.00	0.38 %	101	1,69,478.00
Torrent Pharmaceuticals Ltd	4,800.00	0.37 %	35	1,68,000.00
Jio Financial Services Limited	216.88	0.37 %	772	1,67,431.36
Cholamandalam Investment and Finance Company Ltd	1,620.00	0.37 %	102	1,65,240.00
Vedanta Aluminium Metal Limited	412.90	0.36 %	399	1,64,747.10
Max Healthcare Institute Limited	929.80	0.36 %	175	1,62,715.00
Hero MotoCorp Ltd	5,241.00	0.36 %	31	1,62,471.00
Cummins India Ltd	4,760.00	0.34 %	32	1,52,320.00
The Indian Hotels Company Limited	728.65	0.33 %	207	1,50,830.55
Tata Consumer Products Ltd	949.50	0.32 %	153	1,45,273.50
Avenue Supermarts Limited	3,801.40	0.32 %	38	1,44,453.20
Coforge Limited	1,749.10	0.32 %	82	1,43,426.20
Bharat Petroleum Corp Ltd	303.20	0.32 %	472	1,43,110.40
Bharat Heavy Electricals Ltd	415.50	0.32 %	343	1,42,516.50
Tata Power Co Ltd	359.00	0.31 %	395	1,41,805.00
Indusind Bank Ltd	901.40	0.31 %	155	1,39,717.00
Tata Motors Passenger Vehicles Limited	283.50	0.31 %	492	1,39,482.00
Varun Beverages Ltd	432.00	0.31 %	322	1,39,104.00
AU Small Finance Bank Limited	1,010.30	0.31 %	137	1,38,411.10
CG Power and Industrial Solutions Limited	854.20	0.30 %	161	1,37,526.20
Persistent Systems Ltd	5,279.00	0.30 %	26	1,37,254.00
Britannia Industries Ltd	4,830.00	0.30 %	28	1,35,240.00

HDFC Life Insurance Company Limited	521.20	0.29 %	253	1,31,863.60
Dixon Technologies (India) Limited	13,100.00	0.29 %	10	1,31,000.00
IDFC First Bank Limited	81.44	0.28 %	1563	1,27,290.72
Bharat Forge Ltd	1,926.00	0.28 %	65	1,25,190.00
GE Vernova T&D India Limited	4,201.00	0.27 %	29	1,21,829.00
Indian Oil Corporation Ltd	134.93	0.26 %	879	1,18,603.47
Lenskart Solutions Limited	685.05	0.26 %	173	1,18,513.65
Solar Industries (I) Ltd	19,700.00	0.26 %	6	1,18,200.00
Life Insurance Corporation Of India	395.20	0.26 %	298	1,17,769.60
Lupin Ltd	2,030.20	0.26 %	57	1,15,721.40
Indus Towers Limited	373.20	0.25 %	303	1,13,079.60
Suzlon Energy Ltd	39.49	0.25 %	2863	1,13,059.87
Power Finance Corporation Ltd	325.50	0.25 %	343	1,11,646.50
Info Edge India Ltd	1,219.50	0.25 %	91	1,10,974.50
HDFC Asset Management Company Limited	2,280.70	0.24 %	48	1,09,473.60
Aurobindo Pharma Ltd	1,672.00	0.24 %	65	1,08,680.00
Gail (India) Ltd	170.55	0.24 %	635	1,08,299.25
Bajaj Holdings and Investment Ltd	10,788.00	0.24 %	10	1,07,880.00
Vedanta Ltd	259.00	0.24 %	414	1,07,226.00
Pidilite Industries Ltd	1,465.10	0.24 %	73	1,06,952.30
Polycab India Limited	8,026.00	0.23 %	13	1,04,338.00
Ashok Leyland Ltd	154.19	0.23 %	673	1,03,769.87
FSN E-Commerce Ventures Limited	320.00	0.23 %	322	1,03,040.00
DLF Ltd	674.00	0.23 %	151	1,01,774.00
Adani Energy Solutions Limited	1,314.60	0.22 %	77	1,01,224.20
Wipro Ltd	158.50	0.22 %	637	1,00,964.50
Adani Green Energy Limited	1,278.00	0.22 %	79	1,00,962.00
Bank Of Baroda	230.55	0.22 %	436	1,00,519.80
Jindal Steel Ltd	1,134.90	0.22 %	87	98,736.30
Marico Ltd	786.00	0.22 %	125	98,250.00
United Spirits Ltd	1,354.00	0.21 %	70	94,780.00
Fortis Healthcare Ltd	770.00	0.21 %	123	94,710.00
Canara Bank Ltd	119.44	0.21 %	791	94,477.04
Bosch Ltd	47,100.00	0.21 %	2	94,200.00
APL Apollo Tubes Limited	2,190.10	0.21 %	43	94,174.30
Hitachi Energy India Limited	30,630.00	0.20 %	3	91,890.00
Punjab National Bank	113.06	0.20 %	810	91,578.60
ICICI Lombard General Insurance Company Ltd	1,590.00	0.20 %	57	90,630.00
Embassy Office Parks REIT	434.42	0.20 %	206	89,490.52
PB Fintech Limited	1,063.90	0.20 %	84	89,367.60

LTM Limited	4,045.00	0.20 %	22	88,990.00
Swiggy Limited	250.10	0.20 %	353	88,285.30
Sona BLW Precision Forgings Limited	830.00	0.19 %	106	87,980.00
REC Limited	299.00	0.19 %	294	87,906.00
Yes Bank Limited	20.95	0.19 %	4134	86,607.30
Max Financial Services Limited	1,373.40	0.19 %	62	85,150.80
The Phoenix Mills Limited	1,935.00	0.19 %	44	85,140.00
Welspun Corp Ltd	2,717.00	0.19 %	31	84,227.00
SRF Limited	2,472.50	0.19 %	34	84,065.00
Vodafone Idea Limited	12.95	0.19 %	6477	83,877.15
Glenmark Pharmaceuticals Ltd	2,334.70	0.18 %	35	81,714.50
ABB India Ltd	6,776.00	0.18 %	12	81,312.00
Godrej Consumer Products Ltd	850.00	0.18 %	95	80,750.00
Lodha Developers Limited	1,135.00	0.18 %	70	79,450.00
Hindustan Petroleum Corporation Ltd	350.35	0.18 %	226	79,179.10
Radico Khaitan Ltd	4,366.00	0.17 %	18	78,588.00
Siemens Ltd	3,725.60	0.17 %	21	78,237.60
Union Bank of India	171.00	0.17 %	455	77,805.00
GMR Airports Limited	95.15	0.17 %	817	77,737.55
Aditya Birla Capital Limited	380.60	0.17 %	200	76,120.00
Navin Fluorine International Ltd	8,245.00	0.16 %	9	74,205.00
Alkem Laboratories Limited	5,163.50	0.16 %	14	72,289.00
Karur Vysya Bank Ltd	324.80	0.16 %	222	72,105.60
National Aluminium Company Ltd	340.95	0.16 %	211	71,940.45
UPL Limited	539.75	0.16 %	132	71,247.00
JSW Energy Ltd	494.70	0.16 %	144	71,236.80
Sundaram Finance Ltd	4,355.00	0.15 %	16	69,680.00
Apar Industries Ltd	17,384.00	0.15 %	4	69,536.00
Muthoot Finance Ltd	2,737.10	0.15 %	25	68,427.50
Mankind Pharma Limited	2,503.80	0.15 %	27	67,602.60
Zydus Lifesciences Ltd	1,162.00	0.15 %	58	67,396.00
Siemens Energy India Limited	3,200.00	0.15 %	21	67,200.00
Shree Cement Ltd	22,345.00	0.15 %	3	67,035.00
Hyundai Motor India Ltd	2,031.00	0.15 %	33	67,023.00
Indian Bank	805.90	0.15 %	83	66,889.70
KEI Industries Limited	4,455.00	0.15 %	15	66,825.00
Mphasis Ltd	2,154.40	0.15 %	31	66,786.40
Vishal Mega Mart Limited	101.00	0.15 %	660	66,660.00
NHPC Ltd	72.81	0.14 %	887	64,582.47
Ather Energy Limited	1,425.00	0.14 %	45	64,125.00

Hindustan Zinc Ltd	566.00	0.14 %	113	63,958.00
360 One WAM Limited	1,030.00	0.14 %	62	63,860.00
Oracle Financial Services Software Ltd	10,630.00	0.14 %	6	63,780.00
IPCA Laboratories Ltd	1,927.00	0.14 %	33	63,591.00
Piramal Finance Limited	2,043.90	0.14 %	31	63,360.90
Sterlite Technologies Ltd	909.90	0.14 %	69	62,783.10
NMDC Ltd	76.54	0.14 %	813	62,227.02
Billionbrains Garage Ventures Ltd	183.91	0.14 %	337	61,977.67
Steel Authority of India Ltd	181.49	0.14 %	340	61,706.60
Biocon Ltd	370.30	0.13 %	164	60,729.20
Lloyds Metals And Energy Limited	1,884.00	0.13 %	32	60,288.00
Havells India Ltd	1,016.00	0.13 %	59	59,944.00
Tube Investments Of India Limited	2,375.00	0.13 %	25	59,375.00
Prestige Estates Projects Ltd	1,481.90	0.13 %	40	59,276.00
RBL Bank Limited	403.35	0.13 %	146	58,889.10
Delhivery Limited	409.70	0.13 %	142	58,177.40
Voltas Ltd	1,070.00	0.13 %	54	57,780.00
Oil India Ltd	448.65	0.13 %	128	57,427.20
Redington Ltd	407.00	0.13 %	140	56,980.00
Torrent Power Ltd	1,245.90	0.12 %	45	56,065.50
Jindal Stainless Ltd	747.40	0.12 %	74	55,307.60
Gland Pharma Limited	2,899.40	0.12 %	19	55,088.60
Ambuja Cements Ltd	374.00	0.12 %	147	54,978.00
Colgate Palmolive India Ltd	1,763.30	0.12 %	31	54,662.30
Waaree Energies Limited	2,374.40	0.12 %	23	54,611.20
HFCL Limited	227.02	0.12 %	237	53,803.74
L&T Finance Limited	265.00	0.12 %	201	53,265.00
Brookfield India Real Estate Trust	336.03	0.12 %	158	53,092.74
Central Depository Services (India) Limited	1,264.00	0.12 %	42	53,088.00
Dabur India Ltd	380.10	0.12 %	139	52,833.90
Godrej Properties Ltd	1,628.50	0.12 %	32	52,112.00
Supreme Industries Limited	3,451.00	0.11 %	15	51,765.00
City Union Bank Ltd	226.05	0.11 %	227	51,313.35
JK Cements Ltd	5,076.00	0.11 %	10	50,760.00
Mahindra & Mahindra Financial Services Ltd	324.85	0.11 %	156	50,676.60
UNO Minda Ltd	1,170.00	0.11 %	43	50,310.00
Sai Life Sciences Limited	1,524.50	0.11 %	33	50,308.50
Petronet LNG Ltd	284.50	0.11 %	176	50,072.00
JSW Infrastructure Ltd	356.60	0.11 %	140	49,924.00
Kalyan Jewellers India Limited	553.15	0.11 %	90	49,783.50

Cupid Limited	311.65	0.11 %	159	49,552.35
Oberoi Realty Ltd	1,765.70	0.11 %	28	49,439.60
PNB Housing Finance Limited	1,120.00	0.11 %	44	49,280.00
Coromandel International Ltd	1,758.20	0.11 %	28	49,229.60
Meesho Ltd	227.75	0.11 %	216	49,194.00
Blue Star Ltd	1,518.00	0.10 %	31	47,058.00
Krishna Institute Of Medical Sciences Limited	746.40	0.10 %	63	47,023.20
Anand Rathi Wealth Limited	2,120.00	0.10 %	22	46,640.00
Tata Communications Ltd	1,656.20	0.10 %	28	46,373.60
Kirloskar Oil Engines Ltd	2,304.20	0.10 %	20	46,084.00
Sansera Engineering Limited	4,537.50	0.10 %	10	45,375.00
Nippon Life India Asset Management Limited	1,070.00	0.10 %	42	44,940.00
Exide Industries Ltd	412.60	0.10 %	107	44,148.20
Gujarat Fluorochemicals Limited	4,405.30	0.10 %	10	44,053.00
Aster DM Quality Care Limited	697.15	0.10 %	63	43,920.45
ICICI Prudential Asset Management Company Limited	3,136.70	0.10 %	14	43,913.80
PI Industries Ltd	2,310.00	0.10 %	19	43,890.00
ITC Hotels Limited	164.13	0.10 %	264	43,330.32
Hindustan Copper Limited	472.65	0.10 %	91	43,011.15
Neuland Laboratories Ltd	21,350.00	0.09 %	2	42,700.00
TD Power Systems Ltd	786.05	0.09 %	54	42,446.70
Tata Capital Limited	327.95	0.09 %	129	42,305.55
Angel One Limited	274.00	0.09 %	154	42,196.00
Jubilant Foodworks Ltd	456.70	0.09 %	92	42,016.40
Indian Railway Finance Corporation Limited	79.28	0.09 %	527	41,780.56
Craftsman Automation Limited	10,417.00	0.09 %	4	41,668.00
Aegis Logistics Ltd	1,380.10	0.09 %	30	41,403.00
LG Electronics India Ltd	1,723.50	0.09 %	24	41,364.00
Bandhan Bank Limited	178.23	0.09 %	232	41,349.36
ICICI Prudential Life Insurance Company Limited	443.80	0.09 %	93	41,273.40
Manappuram Finance Ltd	315.85	0.09 %	129	40,744.65
SBI Cards and Payment Services Limited	578.05	0.09 %	70	40,463.50
Balkrishna Industries Ltd	2,117.00	0.09 %	19	40,223.00
Wockhardt Ltd	2,116.30	0.09 %	19	40,209.70
Ajanta Pharma Ltd	3,620.80	0.09 %	11	39,828.80
Astral Limited	1,370.40	0.09 %	29	39,741.60
Acutaas Chemicals Limited	3,279.40	0.09 %	12	39,352.80
MTAR Technologies Limited	7,797.00	0.09 %	5	38,985.00

Adani Total Gas Limited	593.90	0.09 %	65	38,603.50
Computer Age Management Services Limited	671.00	0.08 %	57	38,247.00
Mazagon Dock Shipbuilders Limited	2,113.00	0.08 %	18	38,034.00
Bank of Maharashtra	79.37	0.08 %	479	38,018.23
LIC Housing Finance Ltd	530.20	0.08 %	71	37,644.20
Poonawalla Fincorp Limited	443.85	0.08 %	84	37,283.40
Himadri Speciality Chemical Limited	677.80	0.08 %	55	37,279.00
Kalpataru Projects International Limited	1,380.60	0.08 %	27	37,276.20
Bank of India	130.24	0.08 %	285	37,118.40
Motilal Oswal Financial Services Ltd	994.00	0.08 %	37	36,778.00
Page Industries Ltd	36,385.00	0.08 %	1	36,385.00
Container Corporation of India Ltd	447.50	0.08 %	81	36,247.50
The Great Eastern Shipping Company Ltd	1,560.00	0.08 %	23	35,880.00
Dr. Lal Pathlabs Limited	1,987.00	0.08 %	18	35,766.00
Schaeffler India Limited	3,897.10	0.08 %	9	35,073.90
AIA Engineering Ltd	3,869.00	0.08 %	9	34,821.00
Authum Investment And Infrastructure Limited	546.60	0.07 %	62	33,889.20
Carborundum Universal Ltd	1,252.50	0.07 %	27	33,817.50
Honeywell Automation India Ltd	33,460.00	0.07 %	1	33,460.00
Amber Enterprises India Limited	6,672.50	0.07 %	5	33,362.50
IIFL Finance Limited	600.75	0.07 %	55	33,041.25
Indian Railway Catering & Tourism Corporation Ltd	455.40	0.07 %	71	32,333.40
Syrma SGS Technology Ltd	1,782.90	0.07 %	18	32,092.20
Dalmia Bharat Limited	1,683.70	0.07 %	19	31,990.30
Cholamandalam Financial Holdings Limited	1,386.20	0.07 %	23	31,882.60
Linde India Limited	6,323.00	0.07 %	5	31,615.00
Crompton Greaves Consumer Electricals Limited	208.67	0.07 %	151	31,509.17
Nuvama Wealth Management Ltd	1,652.50	0.07 %	19	31,397.50
HDB Financial Services Limited	621.30	0.07 %	50	31,065.00
Elgi Equipments Ltd	608.85	0.07 %	51	31,051.35
General Insurance Corporation of India	331.15	0.07 %	93	30,796.95
Apollo Tyres Ltd	404.70	0.07 %	76	30,757.20
Thermax Ltd	3,392.20	0.07 %	9	30,529.80
Berger Paints India Ltd	455.45	0.07 %	67	30,515.15
Cochin Shipyard Limited	1,315.00	0.07 %	23	30,245.00
Piramal Pharma Limited	206.52	0.07 %	146	30,151.92
Data Patterns (India) Limited	4,286.90	0.07 %	7	30,008.30
Patanjali Foods Limited	363.00	0.07 %	82	29,766.00

Granules India Limited	846.55	0.07 %	35	29,629.25
Premier Energies Limited	870.10	0.07 %	34	29,583.40
Star Health and Allied Insurance Co Ltd	534.65	0.07 %	55	29,405.75
Cartrade Tech Limited	2,899.80	0.06 %	10	28,998.00
Onesource Specialty Pharma Limited	1,521.60	0.06 %	19	28,910.40
K.P.R. Mill Limited	1,103.30	0.06 %	26	28,685.80
Global Health Limited	1,365.00	0.06 %	21	28,665.00
Narayana Hrudayalaya Limited	1,791.40	0.06 %	16	28,662.40
Tata Technologies Ltd	707.50	0.06 %	40	28,300.00
Asahi India Glass Ltd	958.85	0.06 %	29	27,806.65
Glaxosmithkline Pharmaceuticals Ltd	2,769.30	0.06 %	10	27,693.00
Abbott India Ltd	27,125.00	0.06 %	1	27,125.00
Rail Vikas Nigam Limited	201.76	0.06 %	134	27,035.84
Crisil Ltd	4,450.80	0.06 %	6	26,704.80
Finolex Cables Ltd	1,450.30	0.06 %	18	26,105.40
KFin Technologies Limited	840.00	0.06 %	31	26,040.00
ZF Comm Vehicle Control Systems India Ltd	2,341.00	0.06 %	11	25,751.00
Bharti Hexacom Limited	1,424.50	0.06 %	18	25,641.00
Home First Finance Company India Limited	1,104.80	0.06 %	23	25,410.40
The Ramco Cements Limited	845.55	0.06 %	30	25,366.50
Brigade Enterprises Ltd	575.25	0.06 %	44	25,311.00
Timken India Ltd	3,136.00	0.06 %	8	25,088.00
Sammaan Capital Limited	136.54	0.05 %	182	24,850.28
Tata Elxsi Ltd	3,088.90	0.05 %	8	24,711.20
Kaynes Technology India Limited	3,501.00	0.05 %	7	24,507.00
Deepak Nitrite Limited	1,529.80	0.05 %	16	24,476.80
Bharat Dynamics Limited	1,110.10	0.05 %	22	24,422.20
Indraprastha Gas Limited	144.11	0.05 %	165	23,778.15
Five Star Business Finance Ltd	516.85	0.05 %	46	23,775.10
Atul Ltd	5,915.50	0.05 %	4	23,662.00
Kajaria Ceramics Limited	1,235.10	0.05 %	19	23,466.90
Aarti Industries Ltd	475.70	0.05 %	49	23,309.30
AWL Agri Business Limited	177.68	0.05 %	130	23,098.40
Aditya Infotech Limited	3,846.50	0.05 %	6	23,079.00
Sagility Limited	42.58	0.05 %	542	23,078.36
Netweb Technologies India Limited	4,548.00	0.05 %	5	22,740.00
Pine Labs Limited	171.79	0.05 %	132	22,676.28
Affle 3i Limited	1,511.00	0.05 %	15	22,665.00
Tata Chemicals Ltd	611.45	0.05 %	37	22,623.65
L&T Technology Services Limited	3,228.60	0.05 %	7	22,600.20

Capri Global Capital Limited	247.45	0.05 %	91	22,517.95
NLC India Limited	261.70	0.05 %	86	22,506.20
Castrol India Ltd	200.52	0.05 %	112	22,458.24
PTC Industries Limited	22,190.00	0.05 %	1	22,190.00
Amara Raja Energy & Mobility Ltd	754.55	0.05 %	29	21,881.95
Escorts Kubota Ltd	2,715.20	0.05 %	8	21,721.60
Deepak Fertilizers & Petro Corp Ltd	1,351.00	0.05 %	16	21,616.00
Anant Raj Limited	598.90	0.05 %	36	21,560.40
Anthem Biosciences Limited	858.60	0.05 %	25	21,465.00
HBL Engineering Limited	794.50	0.05 %	27	21,451.50
Usha Martin Ltd	498.65	0.05 %	43	21,441.95
Bajaj Housing Finance Limited	82.00	0.05 %	261	21,402.00
Belrise Industries Ltd.	240.36	0.05 %	89	21,392.04
Endurance Technologies Limited	2,656.50	0.05 %	8	21,252.00
PVR INOX Ltd	1,242.70	0.05 %	17	21,125.90
Inventurus Knowledge Solutions Limited	1,747.50	0.05 %	12	20,970.00
Indian Renewable Energy Development Agency Limited	111.68	0.05 %	187	20,884.16
Jyoti CNC Automation Ltd	1,039.85	0.05 %	20	20,797.00
Azad Engineering Ltd	2,963.20	0.05 %	7	20,742.40
Acme Solar Holdings Ltd	439.00	0.05 %	47	20,633.00
NTPC Green Energy Limited	93.37	0.05 %	219	20,448.03
Motherson Sumi Wiring India Limited	34.07	0.05 %	598	20,373.86
R R Kabel Limited	2,518.60	0.04 %	8	20,148.80
Indian Energy Exchange Limited	107.00	0.04 %	187	20,009.00
Ola Electric Mobility Ltd	36.92	0.04 %	538	19,862.96
Engineers India Ltd	309.60	0.04 %	64	19,814.40
Cyient Limited	1,100.70	0.04 %	18	19,812.60
CESC Ltd	133.85	0.04 %	148	19,809.80
Aptus Value Housing Finance India Limited	232.53	0.04 %	85	19,765.05
United Breweries Ltd	1,158.10	0.04 %	17	19,687.70
Housing & Urban Development Corporation Limited	166.58	0.04 %	118	19,656.44
KPIT Technologies Limited	499.10	0.04 %	39	19,464.90
Emcure Pharmaceuticals Ltd	1,943.00	0.04 %	10	19,430.00
Tata Investment Corporation Limited	620.05	0.04 %	31	19,221.55
Firstsource Solutions Ltd	255.80	0.04 %	75	19,185.00
NBCC (India) Limited	78.50	0.04 %	244	19,154.00
Godfrey Phillips India Ltd	1,891.80	0.04 %	10	18,918.00
Gabriel India Limited	1,341.80	0.04 %	14	18,785.20
PG Electroplast Limited	493.45	0.04 %	38	18,751.10

SPR Auto Technologies Ltd	4,653.70	0.04 %	4	18,614.80
Nava Ltd	559.35	0.04 %	33	18,458.55
Eclerx Services Ltd	1,819.90	0.04 %	10	18,199.00
Shyam Metalics and Energy Limited	1,065.00	0.04 %	17	18,105.00
BEML Ltd	1,992.40	0.04 %	9	17,931.60
Balrampur Chini Mills Ltd	662.85	0.04 %	27	17,896.95
Zen Technologies Limited	1,605.20	0.04 %	11	17,657.20
Emami Ltd	379.05	0.04 %	46	17,436.30
Natco Pharma Ltd	827.50	0.04 %	21	17,377.50
CCL Products India Ltd	1,019.50	0.04 %	17	17,331.50
Jaiprakash Power Ventures Ltd	15.13	0.04 %	1145	17,323.85
Hexaware Technologies Limited	494.10	0.04 %	35	17,293.50
Vijaya Diagnostic Centre Limited	1,437.70	0.04 %	12	17,252.40
FORCE MOTORS LIMITED	17,054.00	0.04 %	1	17,054.00
PhysicsWallah Limited	123.48	0.04 %	138	17,040.24
Aditya Birla Sun Life AMC Limited	995.30	0.04 %	17	16,920.10
Cohance Lifesciences Limited	444.00	0.04 %	38	16,872.00
ACC Ltd	1,204.10	0.04 %	14	16,857.40
Ramkrishna Forgings Limited	702.30	0.04 %	24	16,855.20
Schneider Electric Infrastructure Ltd	1,203.40	0.04 %	14	16,847.60
Welspun Living Limited	227.33	0.04 %	73	16,595.09
CreditAccess Grameen Limited	1,272.00	0.04 %	13	16,536.00
EID Parry India Ltd	685.90	0.04 %	24	16,461.60
Syngene International Ltd	365.30	0.04 %	45	16,438.50
Ceat Ltd	3,264.40	0.04 %	5	16,322.00
IRB Infrastructure Developers Limited	17.49	0.04 %	922	16,125.78
Zee Entertainment Enterprises Ltd	74.47	0.04 %	216	16,085.52
Whirlpool of India Ltd	890.25	0.04 %	18	16,024.50
Chennai Petroleum Corporation Ltd	1,436.30	0.03 %	11	15,799.30
Inox Wind Ltd	69.51	0.03 %	227	15,778.77
Rainbow Childrens Medicare Limited	1,314.30	0.03 %	12	15,771.60
Paradeep Phosphates Limited	154.28	0.03 %	101	15,582.28
Titagarh Rail Systems Limited	818.15	0.03 %	19	15,544.85
Cemindia Projects Ltd	1,192.20	0.03 %	13	15,498.60
Jindal Saw Ltd	277.70	0.03 %	55	15,273.50
Garden Reach Shipbuilders & Engineers Limited	2,181.90	0.03 %	7	15,273.30
Thangamayil Jewellery Limited	5,062.00	0.03 %	3	15,186.00
Triveni Turbine Ltd	539.40	0.03 %	28	15,103.20
Honasa Consumer Limited	431.35	0.03 %	35	15,097.25
Poly Medicure Limited	1,673.80	0.03 %	9	15,064.20

Bagmane Prime Office REIT	108.48	0.03 %	138	14,970.24
The Jammu and Kashmir Bank Ltd	138.65	0.03 %	105	14,558.25
Choice International Limited	726.25	0.03 %	20	14,525.00
Can Fin Homes Limited	719.20	0.03 %	20	14,384.00
Chambal Fertilizers & Chemicals Ltd	409.25	0.03 %	35	14,323.75
EIH Ltd	301.10	0.03 %	47	14,151.70
Gillette India Ltd	7,000.00	0.03 %	2	14,000.00
Sun TV Network Ltd	605.00	0.03 %	23	13,915.00
Mahanagar Gas Limited	1,058.00	0.03 %	13	13,754.00
Aether Industries Limited	1,699.30	0.03 %	8	13,594.40
Caplin Point Laboratories Limited	2,716.40	0.03 %	5	13,582.00
PCBL Chemical Ltd	331.10	0.03 %	41	13,575.10
Aditya Birla Real Estate Limited	1,130.70	0.03 %	12	13,568.40
Reliance Power Ltd	19.69	0.03 %	685	13,487.65
TBO Tek Limited	1,685.20	0.03 %	8	13,481.60
Vedanta Oil and Gas Ltd	33.11	0.03 %	399	13,210.89
Minda Corporation Ltd	692.85	0.03 %	19	13,164.15
Vedanta Power Ltd	32.84	0.03 %	399	13,103.16
Jubilant Ingrevia Limited	653.20	0.03 %	20	13,064.00
Devyani International Limited	130.29	0.03 %	100	13,029.00
Rubicon Research Limited	1,619.40	0.03 %	8	12,955.20
Urban Company Ltd	157.48	0.03 %	82	12,913.36
Godawari Power and Ispat Ltd	222.34	0.03 %	58	12,895.72
Vedanta Iron And Steel Limited	32.30	0.03 %	399	12,887.70
Intellect Design Arena Ltd	613.65	0.03 %	21	12,886.65
Vardhman Textiles Ltd	534.60	0.03 %	24	12,830.40
LT Foods Ltd	400.40	0.03 %	32	12,812.80
Sumitomo Chemical India Limited	433.25	0.03 %	29	12,564.25
Canara HSBC Life Insurance company Ltd	148.51	0.03 %	84	12,474.84
Action Construction Equipment Ltd	1,232.00	0.03 %	10	12,320.00
Central Bank of India Ltd	30.46	0.03 %	402	12,244.92
NCC Ltd	128.88	0.03 %	95	12,243.60
Graphite India Ltd	764.80	0.03 %	16	12,236.80
Sobha Ltd	1,221.60	0.03 %	10	12,216.00
Tenneco Clean Air India Limited	508.25	0.03 %	24	12,198.00
Lemon Tree Hotels Limited	104.25	0.03 %	117	12,197.25
Techno Electric & Engineering Company Limited	1,008.75	0.03 %	12	12,105.00
Zydus Wellness Ltd	512.80	0.03 %	23	11,794.40
JM Financial Ltd	129.02	0.03 %	91	11,740.82
KEC International Ltd	377.25	0.03 %	31	11,694.75

CIE Automotive India Limited	386.30	0.03 %	30	11,589.00
Indiamart Intermesh Limited	1,629.00	0.03 %	7	11,403.00
Zensar Technologies Ltd	422.10	0.03 %	27	11,396.70
Fertilizers and Chemicals Travancore Limited	757.95	0.03 %	15	11,369.25
Olectra Greentech Limited	1,134.20	0.03 %	10	11,342.00
Aadhar Housing Finance Limited	436.00	0.03 %	26	11,336.00
NMDC Steel Limited	41.32	0.02 %	271	11,197.72
Concord Biotech Limited	1,373.60	0.02 %	8	10,988.80
Sarda Energy and Minerals Ltd	497.30	0.02 %	22	10,940.60
Aavas Financiers Limited	1,211.90	0.02 %	9	10,907.10
IDBI Bank Ltd	82.20	0.02 %	132	10,850.40
Shipping Corporation of India Ltd	270.50	0.02 %	40	10,820.00
IFCI Ltd	68.77	0.02 %	157	10,796.89
Privi Speciality Chemicals Limited	3,586.60	0.02 %	3	10,759.80
Indian Overseas Bank	30.96	0.02 %	344	10,650.24
Kirloskar Brothers Ltd	1,774.90	0.02 %	6	10,649.40
Birlasoft Limited	271.70	0.02 %	39	10,596.30
Doms Industries Limited	2,107.00	0.02 %	5	10,535.00
Emmvee Photovoltaic Power Limited	315.90	0.02 %	33	10,424.70
Godrej Industries Ltd	1,039.40	0.02 %	10	10,394.00
KSB Limited	856.10	0.02 %	12	10,273.20
Inox India Limited	2,052.50	0.02 %	5	10,262.50
Gravita India Limited	1,447.40	0.02 %	7	10,131.80
Aegis Vopak Terminals Limited	296.80	0.02 %	34	10,091.20
JK Tyre and Industries Ltd	347.00	0.02 %	29	10,063.00
SJVN Ltd	59.32	0.02 %	168	9,965.76
Elecon Engineering Company Limited	461.80	0.02 %	21	9,697.80
Gujarat Mineral Development Corporation Limited	507.70	0.02 %	19	9,646.30
Brainbees Solutions Ltd	179.94	0.02 %	53	9,536.82
The New India Assurance Company Limited	167.02	0.02 %	57	9,520.14
Allied Blenders And Distillers Limited	718.90	0.02 %	13	9,345.70
Clean Max Enviro Energy Solutions Limited	1,327.20	0.02 %	7	9,290.40
Bata India Ltd	618.75	0.02 %	15	9,281.25
Swan Corp Limited	280.20	0.02 %	33	9,246.60
Tejas Networks Limited	486.20	0.02 %	19	9,237.80
Afcons Infrastructure Limited	247.80	0.02 %	37	9,168.60
IRCON International Limited	117.09	0.02 %	77	9,015.93
Black Box Limited	804.80	0.02 %	11	8,852.80
UTI Asset Management Company Ltd	882.40	0.02 %	10	8,824.00
Clean Science and Technology Limited	794.35	0.02 %	11	8,737.85

JSW Cement Limited	113.38	0.02 %	76	8,616.88
Tega Industries Limited	2,106.70	0.02 %	4	8,426.80
Anupam Rasayan India Limited	1,181.00	0.02 %	7	8,267.00
Fractal Analytics Ltd	740.20	0.02 %	11	8,142.20
Nuvoco Vistas Corporation Limited	337.80	0.02 %	24	8,107.20
International Gemological Institute Limited	315.90	0.02 %	24	7,581.60
Jupiter Wagons Limited	233.12	0.02 %	32	7,459.84
Prime Focus Ltd	316.00	0.02 %	23	7,268.00
Mangalore Refinery & Petrochemicals Ltd	169.29	0.02 %	41	6,940.89
Transformers And Rectifiers (India) Limited	270.10	0.01 %	25	6,752.50
RITES Limited	209.05	0.01 %	32	6,689.60
Trident Ltd	22.44	0.01 %	294	6,597.36
Signatureglobal (India) Limited	727.15	0.01 %	9	6,544.35
Avanti Feeds Limited	717.80	0.01 %	9	6,460.20
BLS International Services Limited	218.26	0.01 %	29	6,329.54
UCO Bank	23.28	0.01 %	267	6,215.76
RHI Magnesita India Limited	384.85	0.01 %	15	5,772.75
ITI LIMITED	246.40	0.01 %	23	5,667.20
RailTel Corporation of India Limited	265.65	0.01 %	21	5,578.65
Central Mine Planning & Design Institute Limited	209.21	0.01 %	25	5,230.25
JBM Auto Limited	556.50	0.01 %	9	5,008.50
Jain Resource Recycling Limited	292.35	0.01 %	17	4,969.95
The India Cements Limited	301.85	0.01 %	16	4,829.60
HEG Advanced Materials Ltd	237.65	0.01 %	18	4,277.70
Tata Teleservices (Maharashtra) Ltd	34.30	0.01 %	118	4,047.40
Gallantt Ispat Limited	537.50	0.01 %	7	3,762.50
Bharat Coking Coal Limited	32.80	0.01 %	110	3,608.00
MMTC Ltd	56.91	0.00 %	36	2,048.76
MRF Ltd	1,25,280.00	0.00 %	0	0.00

The Value of Portfolio Deposit and Cash Component would vary from time to time and would be declared by the Fund on a daily basis.

The cash component is arrived in the following manner:

Date	30 September 2026
Creation Unit - cash & cash equivalents	72,038.61

Creation Unit Value	4,51,86,000.00
Mark up Cash (5% of Creation Unit Value)	22,59,300.00
Total Cash required	4,74,45,300.00

The above is just an example to illustrate the calculation of cash component. Cash Component will vary depending upon the actual charges incurred.

Please note:

1. Transaction charges like brokerage, depositary charges etc. are payable by the investor on per creation request and will be as determined by the AMC at the time of transaction.
2. Cash component is an indicative amount and will be collected/paid as applicable on the date of purchase/redemption. It will vary depending upon the actual charges incurred and other incidental charges for creating units.
3. For accrued interest calculation of dated Government securities, the day count convention of 30/360 is followed.

E. OTHER SCHEME SPECIFIC DISCLOSURES:

Listing and transfer of units	The units of the Scheme listed on the National Stock Exchange of India Ltd. (NSE) and Bombay Stock Exchange (BSE). The AMC/Trustee reserves the right to list the units of the Scheme on any other recognized stock exchange as and when the AMC/Trustee consider it necessary in the interest of the Unitholders of the Scheme. The AMC appointed Market Makers to provide liquidity in secondary market on an ongoing basis. The Market Maker(s) would offer daily two-way quote (buy and sell quotes) in the market. Alternatively, the Market Makers and Large Investors may subscribe to and/or redeem the units of the Scheme with the Mutual Fund on any business day during the ongoing offer period commencing not later than 5(five) business days from the date of allotment at a price equivalent to applicable NAV and transaction charges, if any, provided the units offered for subscription and/or redemption are not less than Creation Unit size & in multiples thereof. All investors including Market Maker(s), Large Investors and other investors may sell their units in the stock exchange(s) on which these units will be listed on all the trading days of the stock exchange. Mutual fund will repurchase units from Market Maker(s) and Large Investors on any business day provided the value of units offered for repurchase is not less than creation unit size.

	Transfer of units In accordance with Paragraph 15.7.2 of SEBI Master Circular on Mutual Funds, units of the scheme will be held in demat form and hence will be transferable and will be subject to the transmission facility in accordance with the provisions of SEBI (Depositories and Participants) Regulations, 2018 as may be amended from time to time. If a person becomes a holder of the Units consequent to operation of law, or upon enforcement of a pledge, the transfer may be effected in accordance with the provisions of SEBI (Depositories and Participants) Regulations, 2018, provided the transferee is otherwise eligible to hold the Units.
Dematerialization of units	i. The units of the Scheme are available in the Dematerialized (electronic) mode only. ii. The applicant under the Scheme are required to have a beneficiary account with a Depository Participant of NSDL/CDSL and are required to indicate in the application the DP's name, DP ID Number and beneficiary account number of the applicant with the DP. iii. The units of the Scheme are issued/repurchased and traded compulsorily in dematerialized form. Applications without relevant details of their depository account are liable to be rejected. Applications without relevant details of their depository account are liable to be rejected.
Minimum Target amount This is the minimum amount required to operate the scheme and if this is not collected during the NFO period, then all the investors would be refunded the amount invested without any return. However, if AMC fails to refund the amount within 5 business days, interest as specified by SEBI (currently 15% p.a.) will be paid to the investors from the expiry of 5 business days from the date of closure of the subscription list.	Not Applicable

Maximum Amount to be raised (if any)	Not Applicable
Allotment	The Fund will allot units and dispatch statement of accounts within 5 working days from the receipt of the funds. The units of the Scheme would be allotted at the applicable NAV. Investors under the Scheme will have an option to hold the Units either in dematerialized (electronic) form or in physical form. In case of investors opting to hold Units in dematerialized mode, the Units will be credited to the investors' depository account (as per the details provided by the investor). Further, a holding statement could be obtained from the Depository Participants by the Investor. In case of investors opting to hold the Units in physical mode, on allotment, the AMC/Fund will send to the Unitholders, an account statement specifying the number of units allotted by way of physical form (where email address is not registered) and/or email and/or SMS within 5 Business Days from the receipt of the Fund to the registered address/e-mail address and/or mobile number. Normally, no certificates will be issued. However, on request from the Unitholder, Unit certificates will be issued for the same. The AMC will issue a Unit certificate to the applicant within 5 Business Days of the receipt of request for the certificate. Unit certificate, if issued, must be duly discharged by the Unit holder(s) and surrendered along with the request for redemption/switch or any other transaction of Units covered therein. The AMC shall, on production of instrument of transfer together with relevant unit certificates, register the transfer and return the unit certificate to the transferee within thirty days from the date of such production. As per regulation 35 The units shall be freely transferrable. The allotment of units is subject to realization of the payment instrument. Any application for subscription of units may be rejected if found incomplete by the AMC/Trustee. Refer Section 'Account Statements' under the 'Ongoing Offer Details' for details regarding account statements.
Refund	Not Applicable
Who can invest This is an indicative list and investors shall consult their financial advisor to ascertain	This is an indicative list and you are requested to consult your financial advisor. The following are eligible to subscribe to the units of the Scheme:

whether the scheme is suitable to their risk profile.	1) Resident adult individuals, either singly or jointly (not exceeding three) or on anyone or Survivor basis. 2) Minors through Parents/Lawful Guardian. AMC will follow uniform process 'in respect of investments made in the name of a minor through a guardian' in terms of para15.13 of SEBI Master Circular on Mutual Funds 3) Hindu Undivided Family (HUF) through its Karta. 4) Partnership Firms in the name of any one of the partner. 5) Proprietorship in the name of the sole proprietor. 6) Companies, Body Corporate, Societies, (including registered co-operative societies), Association of Persons, Body of Individuals, Clubs and Public Sector Undertakings registered in India if authorized and permitted to invest under applicable laws and regulations. 7) Banks (including co-operative Banks and Regional Rural Banks), Financial Institutions. 8) Mutual Fund schemes registered with SEBI. 9) Non-Resident Indians (NRIs) / Persons of Indian Origin (PIOs) residing abroad on repatriation basis and on non-repatriation basis. 10) Foreign Portfolio Investor (FPI) 11) Charitable or Religious Trusts, Wakf Boards or endowments of private trusts (subject to receipt of necessary approvals as "Public securities" as required) and private trusts authorized to invest in units of Mutual Fund schemes under their trust deeds. 12) Army, Air Force, Navy, Para-military funds and other eligible institutions. 13) Scientific and Industrial Research Organizations. 14) Multilateral Funding Agencies or Bodies Corporate incorporated outside India with the permission of Government of India and the Reserve Bank of India. 15) Overseas Financial Organizations which have entered into an arrangement for investment in India, inter-alia with a Mutual Fund registered with SEBI and which arrangement is approved by Government of India. 16) Provident / Pension / Gratuity / Superannuation and such other retirement and employee benefit and other similar funds as and when permitted to invest. 17) Qualified Foreign Investors (subject to and in

	compliance with the extant regulations) 18) Other Associations, Institutions, Bodies etc. authorized to invest in the units of Mutual Fund. 19) Trustees, AMC, Sponsor or their associates may subscribe to the units of the Scheme. 20) Such other categories of investors permitted by the Mutual Fund from time to time, in conformity with the SEBI Regulations. Upon the minor attaining the status of major, the minor in whose name the investment was made, shall be required to provide all the KYC details, PAN details as mentioned under the paragraph "Anti Money Laundering and Know Your Customer", updated bank account details including cancelled original cheque leaf of the new account and his specimen Signature duly authenticated by his banker. No further transactions shall be allowed till the status of the minor is changed to major. Pursuant to para 15.13 of SEBI Master Circular on Mutual Funds investors are required to note that the minor shall be the sole unit holder in a folio. Joint holders will not be registered. The minor unit holder shall be represented either by natural parent (father and mother) or by a legal guardian. Payment of investment shall be from the authorized banking channels and from the bank account of minor or joint account of minor with guardian. The process of minor attaining major and status of investment etc. is mention in Statement of Additional Information (SAI).
Who cannot invest	1. Persons residing in the Financial Action Task Force (FATF) Non-Compliant Countries and Territories (NCCTs). 2. Pursuant to RBI Circular No. 14 dated September 16, 2003, Overseas Corporate Bodies (OCBs) cannot invest in Mutual Funds. 3. United States Person ("U.S. person"*) and NRIs residing in Canada as defined under the laws of the United States of America and Canada respectively except lump sum subscription, switch transactions, Systematic Transfer Plan (STP), Systematic Withdrawal Plan (SWP) requests received

	from Non-resident Indians / Persons of Indian origin who at the time of such investment / first time registration of specified facility are present in India and submit a physical transaction request, or any other mode of transaction request at the discretion of the Investment Manager, along with such documents as may be prescribed by the AMC / Mutual Fund from time to time. The AMC shall accept such investments subject to the applicable laws and such other terms and conditions as may be notified by the AMC / Mutual Fund. The investor shall be responsible for complying with all the applicable laws for such investments. The AMC / Mutual Fund reserves the rights to put the transaction requests on hold / reject the transaction request / reverse allotted units, as the case may be, as and when identified by the AMC / Mutual Fund, which are not in compliance with the terms and conditions prescribed in this regard. 4. Residents of Canada 5. Such other persons as may be specified by AMC from time to time. *The term "U.S. person" means any person that is a U.S. person within the meaning of Regulation S under the Securities Act of 1933 of U.S. or as defined by the U.S. Commodity Futures Trading Commission or as per such further amended definitions, interpretations, legislations, rules etc., as may be in force from time to time. The Trustees/AMC reserves the right to include / exclude new / existing categories of investors to invest in the Scheme from time to time and change, subject to SEBI Regulations and other prevailing statutory regulations, if any.
How to Apply and other details	This section must be read in conjunction with Statement of Additional Information Fund (herewith referred as "SAI"). Investors should mandatorily use the Application Forms, Transactions Request, included in the KIM and other standard forms available at the Investor Service Centers/ https://www.motilaloswalmf.com/ for any financial/non-financial transactions. Any transactions received in any non-standard forms are liable to be rejected. Investors are advised to fill up the details of their bank account numbers on the application form in the space

	provided. In order to protect the interest of the Unit holders from fraudulent encashment of cheques, SEBI has made it mandatory for investors in mutual funds to state their bank account numbers in their applications. SEBI has also made it mandatory for investors to mention their Permanent Account Number (PAN) transacting in the units of Motilal Oswal Mutual Fund (herewith referred as "MOMF"), irrespective of the amount of transaction. Please also note that the KYC is mandatory for making investment in mutual funds schemes irrespective of the amount, for details please refer to SAI. The application (both direct application and application routed through Distributor) should be complete in all respects along with the cheque / pay order / demand draft / other payment instruction should be submitted at the Investor Service Center, Official Point of Acceptance of Transaction, at the registered and corporate office of the AMC and the office of the Registrar during their Business Hours on their respective Business Day. No outstation cheques or stock invests will be accepted. Currently, the option to invest in the Scheme through payment mode as Cash is not available. The Trustees reserves the right to change/modify above provisions at a later date. Investors can execute transactions online through the official websitehttps://www.motilaloswalmf.com/login-page= =, Please refer to the SAI and Application form for the detailed instructions , the Investors subscribing to units of the Scheme are compulsorily required to provide: a. Nomination; or b. A declaration form for opting out of nomination. The applications where neither nomination is provided nor declaration for opting out of nomination is provided, are liable to be rejected. **List of official points of acceptance:** To get more information on list of official point of acceptance, Please refer link: https://www.motilaloswalmf.com/contact-us

	1. For Registrar and Transfer agent details and Collecting Banker details – Please refer point H of Part III (Other details) of Section II For more details, refer SAI.
The policy regarding reissue of repurchased units, including the maximum extent, the manner of reissue, the entity (the scheme or the AMC) involved in the same.	Units once redeemed/repurchased will not be re-issued
Restrictions, if any, on the right to freely retain or dispose of units being offered.	As the units of the Scheme will be issued in demat form, the units will be transferred and transmitted in accordance with the provisions of SEBI (Depositories and Participants) Regulations, as may be amended from time to time.
Minimum amount for purchase/redemption/switches (mention the provisions for ETFs, as may be applicable, for direct subscription/ redemption with AMC.	**Ongoing Basis:** On Exchange: Investors can buy/sell units of the Scheme in round lot of 1 unit and in multiples thereof. **Directly with the Mutual Fund:** **For Large investors*:** Direct transaction with AMC pertaining to subscription / redemption by any investor other than Authorized Participants / Market Makers shall be in multiple of unit creation size and the execution value of such transaction should be more than Rs. 25 Crs. **For Market makers:** The number of units of the Scheme that Market Makers/authorized participant can subscribe is 20,00,000 units and in multiples thereafter.
Accounts Statements	1. The AMC shall send an allotment confirmation specifying the units allotted by way of email and/or SMS within 5 working days of receipt of valid application/transaction to the Unit holders registered e-mail address and/ or mobile number (whether units are held in demat mode or in account statement form). 2. A Consolidated Account Statement (CAS) detailing all the transactions across all mutual funds and holding at the end of the month shall be sent to the Unit holders in whose folio(s)

	transaction(s) have taken place during the month on registered email address or before 12th of the succeeding month and by 15th of the succeeding month for those who have opted for physical copy Half-yearly CAS shall be issued at the end of every six months (i.e. September/ March) on or before 18th day of succeeding month on registered email address and 21st for those who have opted for physical copy , to all investors providing the prescribed details across all schemes of mutual funds and securities held in dematerialized form across demat accounts, if applicable. **For further details, refer SAI.**
Redemption	The redemption or repurchase proceeds shall be dispatched to the unitholders within three working days from the date of redemption or repurchase. For list of exceptional circumstances refer para 15.3.3 of SEBI Master Circular on Mutual Funds. However, in case of exceptional circumstances the redemption or repurchase proceeds will be transferred / dispatched to Unitholders within the time frame prescribed for such exceptional circumstances. A penal interest of 15% p.a. or such other rate as may be prescribed by SEBI from time to time, will be paid in case the payment of redemption proceeds is not made within the stipulated timelines.
Right to limit Redemptions	The Trustee may, in the general interest of the Unitholders of the Scheme and when considered appropriate to do so based on unforeseen circumstances/unusual market conditions, impose restriction on redemption of Units of the Schemes. The following requirements will be observed before imposing restriction on redemptions: a. Restriction may be imposed when there are circumstances leading to a systemic crisis or event that severely constricts market liquidity or the efficient functioning of markets such as:

	Liquidity issues - when market at large becomes illiquid affecting almost all securities rather than any issuer specific security. AMCs should have in place sound internal liquidity management tools for schemes. Restriction on redemption cannot be used as an ordinary tool in order to manage the liquidity of a scheme. Further, restriction on redemption due to illiquidity of a specific security in the portfolio of a scheme due to a poor investment decision shall not be allowed. **Market failures, exchange closures** - when markets are affected by unexpected events which impact the functioning of exchanges or the regular course of transactions. Such unexpected events could also be related to political, economic, military, monetary or other emergencies. **Operational issues** - when exceptional circumstances are caused by force majeure, unpredictable operational problems and technical failures (e.g. a black out). Such cases can only be considered if they are reasonably unpredictable and occur in spite of appropriate diligence of third parties, adequate and effective disaster recovery procedures and systems b. Restriction on redemption may be imposed for a specific period of time not exceeding 10 working days in any 90 calender days' period. c. Any such imposition requires specific approval of Board of AMCs and Trustees and the same shall be immediately informed to SEBI. d. When restriction on redemption is applied the following procedure shall be followed: Redemption requests upto Rs. 2 lakh will not be subject to such restriction. In case of redemption requests above Rs. 2 lakhs, the AMC shall redeem the first Rs. 2 lakhs without restriction and remaining part over above be subject to such restriction. Units of the Scheme which are issued in demat (electronic) form will be transferred and transmitted in accordance with the

	provisions of SEBI (Depositories and Participants) Regulations, as may be amended from time to time. **Right to Limit Fresh Subscription** The Trustees reserves the right at its sole discretion to withdraw / suspend the allotment / Subscription of Units in the Scheme temporarily or indefinitely, at the time of NFO or otherwise, if it is viewed that increasing the size of such Scheme may prove detrimental to the Unit holders of such Scheme. An order to Purchase the Units is not binding on and may be rejected by the Trustees or the AMC unless it has been confirmed in writing by the AMC and/or payment has been received. **Physical Units which are held in the form of account statement:** Additions/deletion of names in case of Units held in other than demat mode in the form of account statement will not be allowed under any folio of the Scheme. However, on request from the Unitholder, Unit certificates will be issued in lieu of account statement for the same. The AMC will issue a Unit certificate to the applicant within 5 Business Days of the receipt of request for the certificate. Unit certificate, if issued, must be duly discharged by the Unit holder(s) and surrendered along with the request for redemption/switch or any other transaction of Units covered therein. The AMC shall, on production of instrument of transfer together with relevant unit certificates, register the transfer and return the unit certificate to the transferee within thirty days from the date of such production. The above provisions in respect of deletion of names will not be applicable in case of death of Unit holder (in respect of joint holdings) as this is treated as transmission of Units and not transfer.
Bank Mandate	As per SEBI requirements, it is mandatory for an investor to provide his/her bank account number in the Application Form. The Bank Account details as mentioned with the Depository should be mentioned. If depository account details furnished in the application form are invalid or not confirmed in the depository system, the application may be rejected. The Application Form without the Bank account details would be treated as incomplete and rejected.

Delay in payment of redemption / repurchase proceeds/dividend	The AMC shall be liable to pay interest to the Unitholders at such rate as may be specified vide para 15.4 of SEBI Master Circular on Mutual Funds for the period of such delay (presently @ 15% per annum).
Unclaimed Redemption Amount	In accordance with para 15.5 of SEBI Master Circularon Mutual Funds , the AMC shall display the list of names and addresses of investors in whose folios there are unclaimed amounts . The website shall also include the process of claiming the unclaimed amount alongwith necessary forms and document. Further, the unclaimed amount along with its prevailing value shall be disclosed to investors separately in their periodic statement of accounts/CAS. Further, pursuant to said circular on treatment of unclaimed redemption and IDCW amounts, redemption/ IDCW amounts remaining unclaimed based on expiry of payment instruments will be identified on a monthly basis and amounts of unclaimed redemption/ IDCW would be deployed in the respective Unclaimed Amount Plan(s) as follows: • Motilal Oswal Liquid Fund - Unclaimed Redemption - Upto 3 years • Motilal Oswal Liquid Fund - Unclaimed Redemption - Greater than 3 years Provided that such schemes where the unclaimed redemption amounts are deployed shall be only those Overnight scheme/ Liquid scheme / Money Market Mutual Fund schemes which are placed in A-1 cell (Relatively Low Interest Rate Risk and Relatively Low Credit Risk) of Potential Risk Class matrix as per para 6.18 of SEBI Master Circular on Mutual Funds . Further, no exit load shall be charged in these plans capped as per TER of direct plan of such scheme or at 50bps whichever is lower Investors who claim the unclaimed amounts during a period of three years from the due date shall be paid initial unclaimed amount along-with the income earned on its deployment. Investors, who claim these amounts after 3 years, shall be paid initial unclaimed amount along-with the income earned on its deployment till the end of the third year. After the third year, the

	income earned on such unclaimed amounts shall be used for the purpose of investor education.
Disclosure w.r.t investment by minors	Minors through Parents/Lawful Guardian. AMC will follow uniform process 'in respect of investments made in the name of a minor through a guardian' in terms of para 15.13of SEBI Master Circular on Mutual Funds . Upon the minor attaining the status of major, the minor in whose name the investment was made, shall be required to provide all the KYC details, PAN details as mentioned under the paragraph "Anti Money Laundering and Know Your Customer", updated bank account details including cancelled original cheque leaf of the new account and his specimen Signature duly authenticated by his banker. No further transactions shall be allowed till the status of the minor is changed to major. The minor unit holder shall be represented either by natural parent (father and mother) or by a legal guardian. Payment of investment shall be from the authorised banking channels and from the bank account of minor or joint account of minor with guardian. The process of minor attaining major and status of investment etc. is mention in Statement of Additional Information (SAI).
KYC Requirements	Investor are requested to take note that it is mandatory to complete the KYC requirements (including updation of Permanent Account Number) for all unit holders, including for all joint holders and the guardian in case of folio of a minor investor. Accordingly, financial transactions (including redemptions, switches and all types of systematic plans) and non-financial requests are liable to be rejected, if the unit holders have not completed the KYC requirements. Notwithstanding in the above cases, the AMC reserves the right to ask for any requisite documents before processing of financial and non-financial transactions or freeze the folios as appropriate. Unit holders are advised to use the applicable KYC Form for completing the KYC requirements and submit the form at the point of acceptance. Further, upon updation of PAN details with the KRA (KRA-KYC)/ CERSAI (CKYC), the unit holders are requested to intimate us/our Registrar and Transfer Agent their PAN information along with the folio details for updation in our records.

Cut off timing for subscriptions/ redemptions/ switches This is the time before which your application (complete in all respects) should reach the official points of acceptance.	The requirement of "cut-off" timing for NAV applicability as prescribed by SEBI from time to time shall not be applicable for direct transaction with AMCs in ETFs by MMs / APs and other eligible investors. In case of the underneath scenarios, applications received from investors for redemption upto 3.00 p.m. on any trading day, shall be processed by the AMC at the closing NAV of the day. Investors can directly approach the AMC for redemption of units of ETFs, for transaction of up to INR 25 Cr. without any exit load, in case of the following scenarios: **Liquidity window for Investors of ETFs with AMCs:** a. Traded price (closing price) of the ETF units is at discount of more than 1% to the day end NAV for 7 continuous trading days, or b. No quotes for such ETFs are available on stock exchange(s) for 3 consecutive trading days, or c. Total bid size on the exchange is less than half of creation units size daily, averaged over a period of 7 consecutive trading days.
Role of Authorised Participant / Market Makers	The role of Authorised Participants is to offer liquidity of the units of the Scheme on the Stock Exchange where the Units are listed. Authorised Participants may offer to buy and sell quotes (bid and ask quotes) on the Exchanges such that buy and sell orders get executed in the market subject to price compatibility. Authorised Participants may for the purpose of creating liquidity subscribe or redeem the units of the Scheme directly with the Mutual Fund.
Purchase / Sale of the units of Scheme on the Exchange	Buying / Selling of units of the Scheme on the Exchange is just like buying / selling any other normal listed security. If an investor has bought units, an investor has to pay the purchase amount to the broker / sub-broker such that the amount paid is realised before the funds pay-in day of the settlement cycle on the exchange. If an investor has sold units, an investor has to deliver the units to the broker / sub-broker before the securities pay-in day of the settlement cycle on the exchange. The units (in the case of units bought) and the funds (in the case of units sold) are paid out to the broker on the payout day of the

	settlement cycle on the exchange. The trading member would pay the money or units to the investor in accordance with the time prescribed by the stock exchange regulation. If an investor has bought units, he/she should give standing instructions for 'Delivery-In' to his/her DP for accepting units in his/her beneficiary account. An investor should give the details of his/her beneficiary account and the DP-ID of his/her DP to his/her trading member. The trading member will transfer the units directly to his/her beneficiary account on receipt of the same from exchange clearing corporation. An investor who has sold units should instruct his/her Depository Participant (DP) to give 'Delivery Out' instructions to transfer the units from his/her beneficiary account to the Pool Account of his/her trading member through whom he/she have sold the units. The details of the pool a/c of his/her trading member to which the units are to be transferred, unit quantity etc. should be mentioned in the Delivery Out instructions given by him/her to the DP. The instructions should be given well before the prescribed securities pay-in day. SEBI has advised that the Delivery Out instructions should be given at least 24 hours prior to the cut-off time for the prescribed securities pay-in to avoid any rejection of instructions due to data entry errors, network problems, etc.
Transaction handling charges	Transaction handling charges include brokerage, depository participant charges, uploading charges and such other charges that the Mutual Fund may have to incur in the course of accepting the portfolio deposit or for giving a portfolio of securities as consideration for a redemption request. Such transaction handling charges shall be recoverable from the transacting authorized participant.
Cost of trading on the Stock Exchange	Investor will have to bear the cost of brokerage and other applicable statutory levies e.g. Securities Transaction Tax, etc. when the units are bought or sold on the stock exchange.
Acceptance of financial transactions through email in respect of non-individual investors	Non-individual unitholders desiring to avail the facility of carrying out financial transactions through email in respect of MOMF schemes shall: a) Submit a copy of the Board resolution or an authority letter on their letter head (signed by competent authority), granting appropriate authority to the designated officials of their entity.

	b) The board resolution/authority letter should explicitly consist of: (i) List of approved authorized officials who are authorized to transact on behalf of non-individual investors along with their designation and email IDs. (ii) An Undertaking that the instructions for any financial transactions sent by email by the authorized officials shall be binding upon the entity as if it were a written agreement. c) In case the document is submitted electronically with a valid Digital Signature Certificate (DSC) or through Aadhaar based e-signature by the authorized official/s shall be considered as valid and acceptable and shall be binding on the non-individual investor even if the transaction request is not received from the registered email id. of the authorized official/s. However, in such cases, the domain name of the email ID should be from the same organization's official domain name d) In addition to acceptance of financial transaction via email, scanned copy of duly signed transaction form/request letter bearing wet signatures of the authorized signatories of the entity, received from some other official / employee of the non-individual investor may also be accepted, and shall be binding on the non-individual investor provided – (i) The email is also cc'd (copied) to the registered email ID of the authorized official / signatory of the non-individual unitholder; and (ii) the domain name of the email ID of the sender of the email is from the same organization's official domain name. e) No change in bank details or addition of bank account of the entity or any non-financial transactions shall be allowed / accepted via email. f) Request for change in bank details or addition of bank account of the entity shall be submitted by the non-individual investor using the prescribed service request form duly signed by the entity's authorized signatories with wet signature of the designated authorized signatories. g) Change in the registered email address / contact details of the entity shall be accepted only through a physical letter (including scanned copy thereof) with wet signature of the

	designated authorized officials of the entity, duly supported by copy of the board resolutions/authority letter on the entity's letter head. h) In addition to acceptance of financial transactions via email, scanned copies of signed transaction form /request letters bearing wet signatures of the authorized signatories of the entity, received from the registered MFD of the entity or a third party authorized by the non-individual unitholder may also be accepted subject to fulfilment of the following requirements: (i) Authorization letter from the non-individual unitholder authorizing the MFD/person to send the scanned copies of signed transaction form/request letter on behalf the non-individual investor and (ii) the non-individual unitholder's registered email ID is also cc'd (copied) in the email sent by the authorized MFD/person sending the scanned copies of the duly signed transaction form/request letter. **Terms and Conditions for acceptance of financial transactions through email are as below:** 1. Investor is aware of all the risks involved in transacting through email mode and that the investor is also aware of the risks involved including those arising out of transmission of electronic mails. 2. Motilal Oswal AMC /RTA shall not be liable in case the transaction sent or purported to be sent by the investor is not received by the Motilal Oswal AMC/ RTA due to any reason and hence not processed. 3. Investor should maintain adequate safeguards / measures to ensure the security of email communication. 4. Investor availing the facility for submitting financial transactions via email shall retain records of such transactions in line with the applicable laws / regulations. 5. Investor should follow appropriate procedure for addition/deletion in the name of authorized signatories of the Investor along with the manner of notification of the same to the Motilal Oswal AMC. 6. Any change in the registered email id/contact details shall be accepted only from the designated officials authorized to notify such changes vide board resolutions/authority letter.

	Further, such change request shall be submitted through physical request letter (or a scanned copy thereof with wet signature of the designated authorized officials) only. 7. No change in /addition to the bank mandate shall be allowed via email. Change in bank details or addition of bank account of the investor shall be permitted only via the prescribed service request form duly signed by the investor's authorized signatories with wet signature of the designated authorized officials. 8. Appropriate authorization from the non-individual investor to the AMC to accept and act on any email transmission received from non-individual investor including a registered MF distributor/third party authorized by the investor to send a scanned copy of the transaction request on behalf of such non-individual investor. 9. Electronic Time stamping mechanisms and audit trail for email transactions. 10. Any change in the registered email address/ contact details of the entity shall be accepted only through a physical letter (including scan copy thereof) with wet signature of the designated authorized officials of the entity, duly supported by copy of the board resolutions/authority letter on the entity's letter head 11. Further in case the document is executed electronically with a valid DSC or through Aadhaar based e-signatures of the authorized official/s, shall be considered valid, and the same shall be binding on the non-individual investor even if the same is not received from the registered email id of authorized officials. However, the domain name of the email ID through which such email is received should be the same as the non-individual investor's official domain name.

OTHER DETAILS

A. PERIODIC DISCLOSURES

Net Asset Value	The NAV will be calculated on all business days and disclosed in the manner specified by SEBI. The AMC shall update the NAVs on its website https://www.motilaloswalmf.com/nav-ter#latest-nav and also on AMFI website www.amfiindia.com by 11.00 p.m. on every business day. If the NAVs are not available before 11.00 p.m. on every business day, the reason for delay in uploading NAV would be explained to AMFI in writing. If the NAV is not available before the commencement of Business Hours on the following day due to any reason, the Mutual Fund shall issue a press release giving reasons and explaining when the Mutual Fund would be able to publish the NAV. NAV of an ETF shall be disclosed on a continuous basis on the NSE, where the units of these ETFs are proposed to be listed and traded. The NAV shall be disclosed within a maximum time lag of 15 seconds from underlying market. Investors can also contact the office of the AMC to obtain the NAV of the Scheme. Further as per Para 9.4.4 of SEBI Master Circular on Mutual Funds for transactions by Authorized Participants / large investors directly with the AMC, intra-day NAV based on the executed price at which the securities representing the underlying index or underlying commodity(ies) are purchased / sold shall be applicable. Investors can also contact the office of the AMC to obtain the NAV of the Scheme.
Monthly Disclosures: Portfolio This is a list of securities where the corpus of the scheme is currently invested. The market value of these investments is also stated in portfolio disclosures.	The Mutual Fund / AMC shall disclose portfolio (along with ISIN) in a user friendly & downloadable spreadsheet format, within 10 calendar days for the scheme(s) on its website (https://www.motilaloswalmf.com/downloads/scheme-portfolio-details) and on the website of AMFI (www.amfiindia.com) AMC shall declare on their website the hosting of the monthly/fortnightly statement of its schemes portfolio on its website https://www.motilaloswalmf.com/ and on the website of AMFI https://www.amfiindia.com/ In case of investors whose email addresses are registered with MOMF, the AMC shall send via email both the monthly and half yearly statement of

	scheme portfolio within 10 calendar days from the close of each month/half year respectively. Investors may place a specific request through modes such as SMS, telephone, email or written request (letter) through which a unit holder can submit a request for a physical or electronic copy of the statement of scheme portfolio. Physical copy of statement of scheme's portfolio shall be provided without charging any cost, on specific request received from the unitholder.
Monthly & Annual Disclosure of Risk-o-meter	The fund shall communicate any change in risk-o-meter by way of Notice cum Addendum and by way of an e-mail or SMS to unitholder. Further Risk-o-meter of scheme shall be evaluated on a monthly basis and Risk-o-meter along with portfolio shall be disclosed on website (https://www.motilaloswalmf.com/downloads/regulatory-updates) and on AMFI website (www.amfiindia.com). within 10 calendar days from the close of each month. Additionally, MOMF shall disclose the risk level of all schemes as on March 31 of every year, along with number of times the risk level has changed over the year, on its websitehttps://www.motilaloswalmf.com/downloads/regulatory-updates and AMFI website (www.amfiindia.com)..
Disclosure of Benchmark Risk-o-meter	Pursuant to para 6.17 of SEBI Master Circular on Mutual Funds , the AMC shall disclose risk-o-meter of the scheme and benchmark in all disclosures including promotional material or that stipulated by SEBI wherever the performance of the scheme vis-à-vis that of the benchmark is disclosed to the investors in which the unit holders are invested as on the date of such disclosure. https://www.motilaloswalmf.com/downloads/scheme-portfolio-details
Scheme Summary Document	The AMC has provided on its website(https://www.motilaloswalmf.com/downloads/scheme-summary-documents) Scheme summary document which is a standalone scheme document for all the Schemes which contains all the details of the Scheme.
Half yearly Disclosures: Financial Results	The Mutual Fund shall within one month from the close of each half year, that is on 31st March and on 30th September, host a soft copy of its unaudited financial results on its website (https://www.motilaloswalmf.com/downloads/financials) and on the website of AMFI (www.amfiindia.com). The mutual fund shall send a written communication including digital modes such as email/SMS etc. to unitholders about the availability of financial results on its website.

Annual Report	The Mutual Fund / AMC will host the Annual Report of the Schemes on its website (https://www.motilaloswalmf.com/downloads/financials) and on the website of AMFI (https://www.amfiindia.com/) not later than four months (or such other period as may be specified by SEBI from time to time) from the date of closure of the relevant accounting year (i.e. 31st March each year). The Mutual Fund / AMC shall mail the scheme annual reports or abridged summary thereof to those investors whose e-mail addresses are registered with MOMF. The full annual report or abridged summary shall be available for inspection at the Head Office of the Mutual Fund and a copy shall be made available to the investors on request at free of cost. Investors who have not registered their e-mail id will have to specifically opt-in to receive a physical copy of the Annual Report or Abridged Summary thereof. The scheme wise annual report and abridged summary thereof shall be hosted on the website of MOMF (https://www.motilaloswalmf.com/downloads/financials) and on the website of AMFI (https://www.amfiindia.com/).
Product Dashboard	In accordance with para 6.8,2 of SEBI Master Circular on Mutual on, the AMC has designed and developed the dashboard on their website https://www.motilaloswalmf.com/mutual-funds wherein the investor can access information with regard to scheme's AUM, investment objective, expense ratios, portfolio details and past performance of all the schemes.
Disclosure of Tracking Error	The tracking error i.e. the annualized standard deviation of the difference in daily returns between the underlying index or goods and the NAV of the ETF/ Index Fund, based on past one year rolling data shall not exceed 2%. In case of unavoidable circumstances in the nature of force majeure, which are beyond the control of the AMC, the tracking error may exceed 2% and the same will be intimated to the Trustees with corrective actions taken by the AMC, if any. For ETFs in existence for a period of less than one year, the annualized standard deviation shall be calculated based on available data. The Scheme shall disclose the tracking error based on past one year rolling data, on a daily basis, on the website of AMC https://www.motilaloswalmf.com/ and AMFI (www.amfiindia.com).
Disclosure of	Tracking difference i.e. the annualized difference of daily returns between the

Tracking Difference	index or goods and the NAV of the Scheme will be disclosed on the website of the AMC and AMFI, on a monthly basis, for tenures 1 year, 3 years, 5 years, 10 years and since the date of allotment of units.

B. TRANSPARENCY/NAV DISCLOSURE

The NAV will be calculated on all business days and disclosed in the manner specified by SEBI. The AMC shall update the NAVs on its website https://www.motilaloswalmf.com/nav-ter#latest-nav and also on AMFI website www.amfiindia.com by 11.00 p.m. on any business day. If the NAV is not available before the commencement of Business Hours on the following day due to any reason, the Mutual Fund shall issue a press release giving reasons and explaining when the Mutual Fund would be able to publish the NAV.

Investors can also contact the office of the AMC to obtain the NAV of the Scheme.

In addition to above, the indicative NAV (iNAV) will be updated on AMC's website during market hours as per Clause no. 4.5.9 of SEBI Master circular dated March 20, 2026. The AMC may also calculate intra-day indicative NAV (computed based on snapshot prices of the underlying securities traded and available on the stock exchanges) and will be updated during the market hours on its website https://www.motilaloswalmf.com/

The AMC may also calculate intra-day indicative NAV (computed based on snapshot prices of the underlying securities traded and available on NSE) and will be updated during the market hours on its website https://www.motilaloswalmf.com/ .

Intra-day indicative NAV will not have any bearing on the creation or redemption of units directly with the Fund. iNAV of an ETF shall be disclosed on a continuous basis on the NSE, where the units of these ETFs are listed on NSE & BSE . The iNAV shall be disclosed within a maximum time lag of 15 seconds from underlying market.

According to para 9.4.4 of SEBI Master Circular on Mutual Funds; for transactions in units of Exchange Traded Funds (ETFs) by Authorized Participants / large investors directly with the AMCs, intra-day NAV, based on the executed price at which the securities representing the underlying index or underlying commodity(ies) are purchased / sold, shall be applicable.

C. TRANSACTION CHARGES AND STAMP DUTY

SEBI vide its circular ref no. SEBI/ HO/IMD-PoD-1/P/CIR/2025/115 dated August 08, 2025, No transaction charges shall be deducted from the subscription amount for transactions /applications received through the distributors (i.e. in Regular Plan).

Stamp Duty:

Pursuant to Notification No. S.O. 1226(E) and G.S.R. 226(E) dated March 30, 2020 issued by Department of Revenue, Ministry of Finance, Government of India, read with Part I of Chapter IV of Notification dated February 21, 2019 issued by Legislative Department, Ministry of Law and Justice, Government of India on the Finance Act, 2019 and Clause 11.1 of SEBI Master Circular on Mutual Funds , a stamp duty @ 0.005% of the transaction value would be levied on applicable mutual fund transactions. Accordingly, pursuant to levy of stamp duty, the number of units allotted on purchase/ switch-in transactions to the unitholders would be reduced to that extent.

D. ASSOCIATE TRANSACTIONS- Please refer to Statement of Additional Information (SAI)

E. TAXATION-

For details on taxation please refer to the para on Taxation in the SAI apart from the following:

Motilal Oswal Mutual Fund is a Mutual Fund registered with SEBI and is governed by the provisions of Section Schedule VII, Entry 20 of the Income Tax Act, 2025. Accordingly, any income of a fund set up under a scheme of a SEBI registered mutual fund is exempt from tax. The following information is provided only for general information purposes and is based on the Mutual Fund's understanding of the Tax Laws as of this date of Document. Investors / Unitholders should be aware that the relevant fiscal rules or their explanation may change. There can be no assurance that the tax position or the proposed tax position will remain same. In view of the individual nature of tax benefits, each investor is advised to consult his or her own tax consultant with respect to the specific tax implications arising out of their participation in the Scheme.

The below Tax Rates shall be applicable FY 2026-27:

Nature of Income	**Resident Investor**	**Mutual Fund**
Long Term Capital Gains (>12 Months)	12.5% above Rs.1.25 Lac*	Nil
Short Term Capital Gains (< 12 Months)	20%	Nil

*subject to grandfathering para
Capital Gains tax rates are excluding Surcharge & education cess.
For details on taxation, please refer to the para on Taxation in the Scheme Additional Information (SAI).

F. RIGHTS OF UNITHOLDERS- Please refer to SAI for details.

G. LIST OF OFFICIAL POINTS OF ACCEPTANCE:

To get more information on list of official point of acceptance, Please refer link:
https://www.motilaloswalmf.com/contact-us

Kfin Technologies Limited (Official Collection Centres)

Registrar
KFin Technologies Limited
Address: Selenium, Tower B, Plot No- 31 & 32, Financial District, Nanakramguda, Serilingampally Hyderabad Rangareddi TG 500032 IN
Tel: 040 79611000 / 67162222
Toll Free No: 18004254034/35
Email: compliance.corp@kfintech.com
Website: www.kfintech.com/

To view the complete details of designated collection centres / Investor Service centres of KFin Technologies Limited Please visit link on MOMF website https://www.motilaloswalmf.com/contact-us.

H. PENALTIES, PENDING LITIGATION OR PROCEEDINGS, FINDINGS OF INSPECTIONS OR INVESTIGATIONS FOR WHICH ACTION MAY HAVE BEEN TAKEN OR IS IN THE PROCESS OF BEING TAKEN BY ANY REGULATORY AUTHORITY

Details of pending litigations are as follows:

Link for Brief on litigation cases:
https://www.motilaloswalmf.com/downloads/sid-related-documents

Notwithstanding anything contained in the Scheme Information Document, the provisions of the SEBI (Mutual Funds) Regulations, 2026 and the guidelines there under shall be applicable.